

PREFACE

This parts catalogue covers the list of all service parts for SUZUKI FRONTE Model LC10.

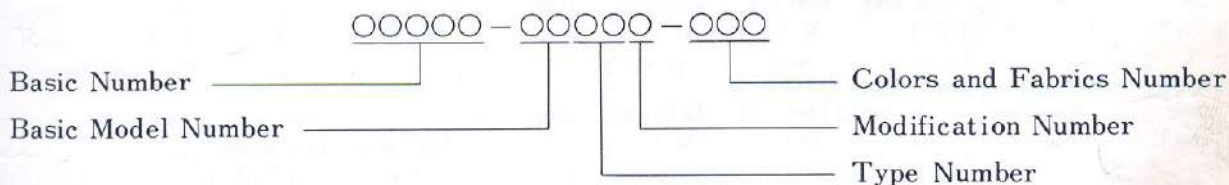
A. INSTRUCTIONS FOR QUOTING THE CATALOGUE

1. COMPOSITION OF THE PART NUMBER

Parts are divided into the following seven types and the composition of part numbers for the various types differs.

- | | | |
|----------------------|--------------------|----------------------------|
| (1) Regular Parts | (2) Standard Parts | (3) Special Standard Parts |
| (4) Parts Assemblies | (5) Special Tools | (6) Miscellaneous |
| (7) Outdated Parts | | |

1-1. REGULAR PARTS



BASIC NUMBER

The basic number indicates the function of the part. The first digit of the basic number denotes the block to which the part belongs, the second digit indicates the section, the third digit shows the group and the fourth and fifth digits are used to differentiate in parts within the group. Block and Section Numbers are shown in the next page.

BASIC MODEL NUMBER

This shows the original model for which the part was designed.

Generally models are indicated by a combination of letters and numbers (i.e., LC10, Etc.,) but with the part number the models are indicated by numerals only.

Block and Section Numbers

Block No.	Section No.									
	0000	1000	2000	3000	4000	5000	6000	7000	8000	9000
1	Engine	Engine non-moving	Engine moving	Inlet	Exhaust	Fuel	Lubrication	Cooling		
2	Clutch Transmission	Primary Clutch (No.1)	Clutch (No.2)	Clutch release	Transmission (No.1)	Transmission (No.2)	Transmission (No.3)	Propeller shaft Differential	Gear change	
3	Electric	Starting Charging (No.1)	Starting Charging (No.2)	Ignition Battery	Meter	Lamp (No.1)	Lamp(No.2) Wiring harness	Switch	Wiper Relay	
4	Suspension Steering	Suspension (No.1)	Suspension (No.2)	Wheel	Drive shaft Joint	Front axle	Rear axle		Steering	
5	Brake Chassis	Master cylinder Piping	Front brake	Rear brake	Parking brake	Disk brake	Chassis (No.1)	Chassis (No.2)		
6	Body (No.1)	Front body	Dash board Cowl (No.1)	Dash board Cowl (No.2)	Floor (No.1)	Floor (No.2)	Floor (No.3)	Inner side body (No.1)	Outer side body (No.2)	Side body (No.3)
7	Body (No.2)	Roof	Rear body (No.1)	Rear body (No.2) (truck)	Rear body (No.3) (Special vehicle)	Door (No.1)	Door (No.2)	Door (No.3)	Door (No.4)	Door (No.5)
8	Body (No.3)	Front seat (No.1)	Front seat (No.2)	Rear seat (No.1)	Rear seat (No.2)	Tank	Mirror Body accessory(No.1)	Sun visor Body accessory(No.2)	Heater	
9	Miscellaneous	Engine	Electric	Body (No.1)	Body (No.2)					

Example: 1. Engine moving section.....12000
 2. Parking brake section..... 54000

TYPE NUMBER AND MODIFICATION NUMBER

The type number indicates vehicles developed from another model, manufacturer, export destination, special customer vehicle, optional part, etc.

The modification number indicates the number of times the part has been redesigned.

COLORS AND FABRICS

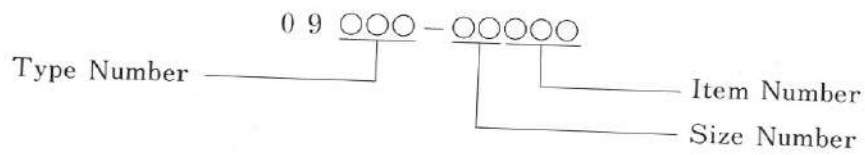
Colors are numbered from 001 to 299. Fabrics, including vinyl products, are numbered from 301 up. Fabrics with more than one color or finish are numbered from 699 down.

1-2. STANDARD PARTS

Numbers of all standard parts begin with 0 except beginning with 09 or 000. Standard parts are shown in the end part of this parts catalogue.

1-3. SPECIAL STANDARD PARTS

Special standard parts are parts which are similar to standard parts but differ in some respect. All special standard parts numbers begin with 09 except 099.

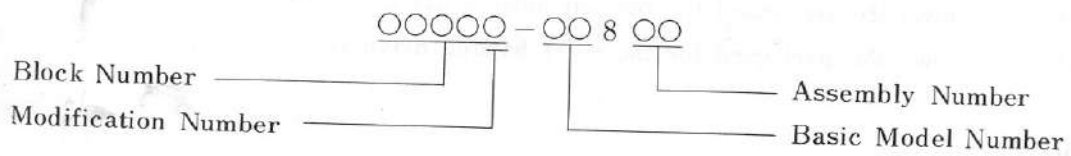


Special Standard Part Type Numbers

Part	Type No.	Part	Type No.
Bolt	101~119	Clamp	400~419
Screw	120~139	Key	420~439
Nut	140~159	Coil spring	440~459
Washer	160~179	Cable	460
Spacer, shim	180~189	Turnbuckle	461
Pin	200~219	Band	462
Rivet	220~239	Bulb	471
Plug	240~259	Fuse	481
Ball bearing, roller bearing	260~279	Spark plug	482
O ring, oil seal	280~299	Main jet	491
Bushing, grommet	300~319	Pilot jet	492
Shock absorber rubber	320~339	Air jet	493
Tube, hose	340~359	Needle jet	494
Pipe joint	360~379	Standard tool	800
Snap ring, clip	380~399		

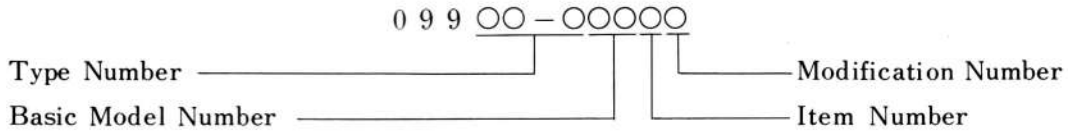
1-4. PARTS ASSEMBLIES

The eight digit of numbers of parts assemblies is always 8.



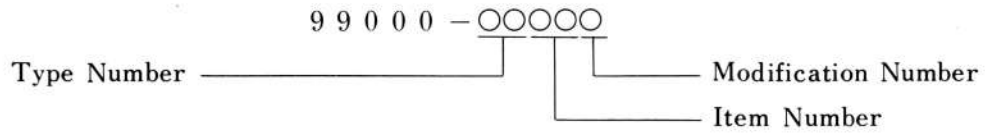
1-5 SPECIAL TOOLS

Part numbers begin with 099.



1-6. MISCELLANEOUS

Part numbers begin with 99000.



1-7. OUTDATED PARTS

Parts which are for discontinued models are given numbers beginning with 000. Numbers were assigned at random.

2. DIMENSIONS

Dimensions of the parts in this catalogue are indicated in unit millimeters. For the convenience of reader, however, measurements in inches are also listed in brackets.

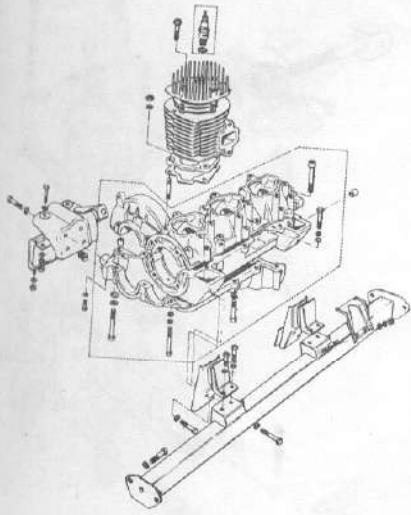
3. ABBREVIATIONS

Abbreviations used in this catalogue are as follows;

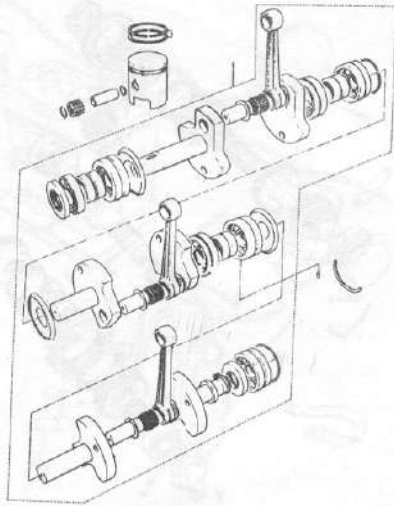
- | | | | | | |
|-------|-------------------|-------|--------------------|----------|------------------|
| Ass'y | : Assembly | Comp. | : Complete | S.T.D. | : Standard |
| I.D. | : Inside diameter | O.D. | : Outside diameter | D.X. | : Deluxe |
| L. | : Length | T. | : Thickness | S.P.D.X. | : Super Deluxe |
| W. | : Width | N.T. | : Number of teeth | B.No. | : Chassis Number |
- ◎ : Shows the part which is necessary to be indicated the color or fabrics by using color or fabrics number at the end of the part number.
- L.H.D. : Shows the part used for the left handed drive vehicle
- R.H.D. : Shows the part used for the right handed drive vehicle

SUZUKI FRONTE LC10

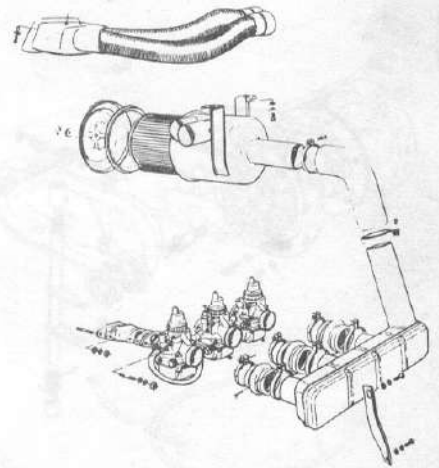




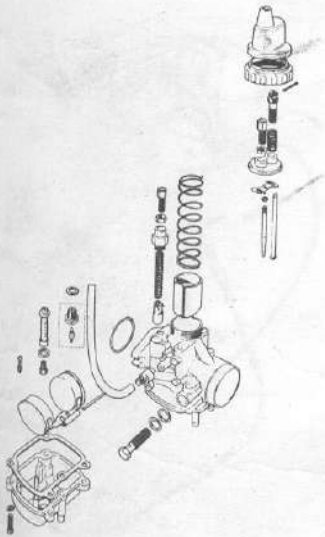
1



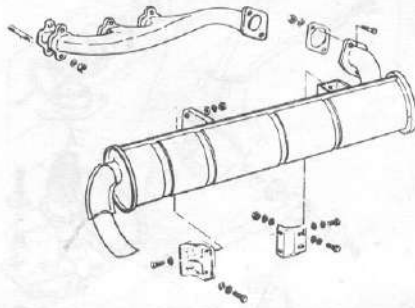
2



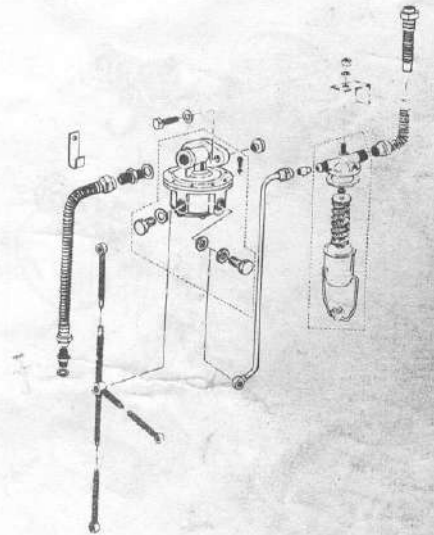
3



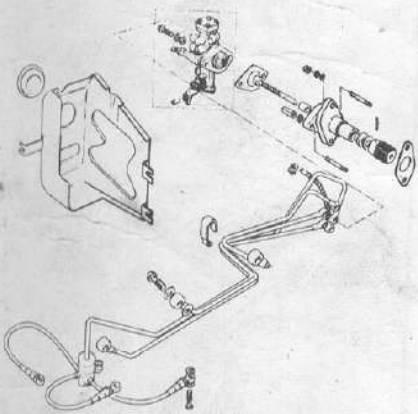
4



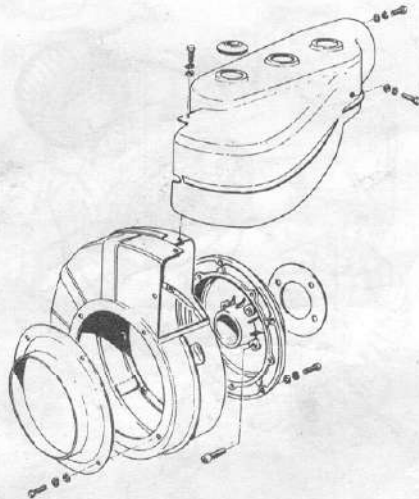
5



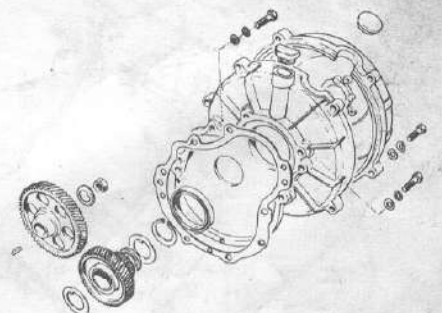
6



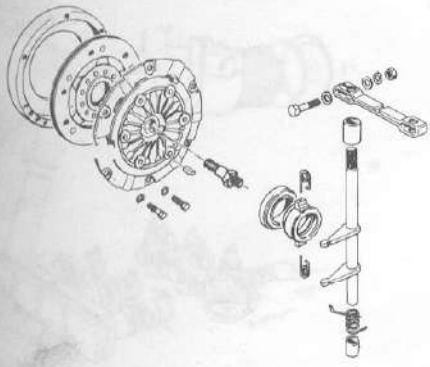
7



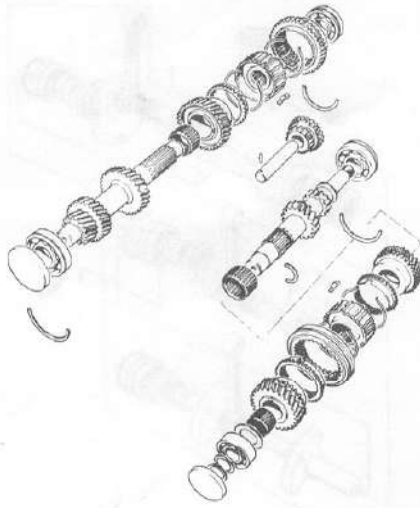
8



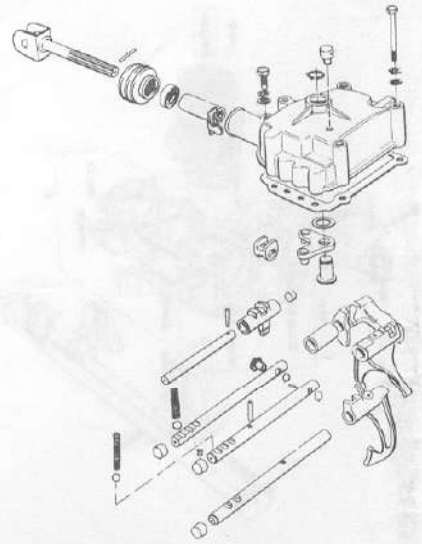
9



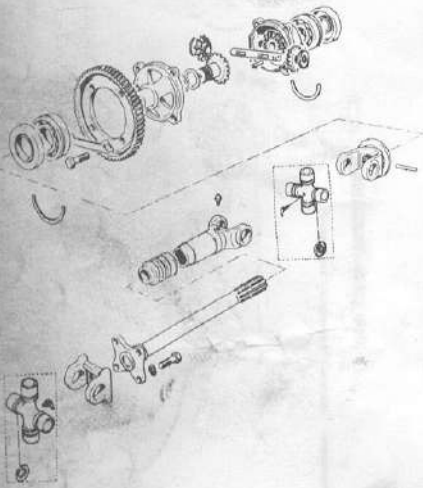
10



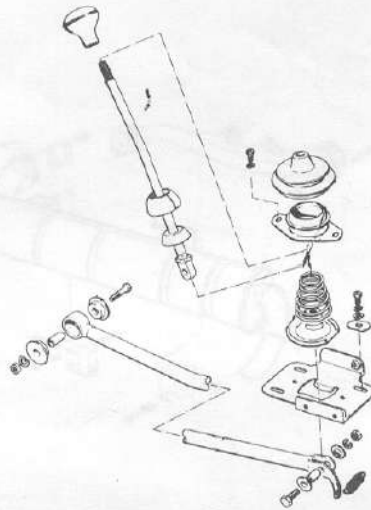
11



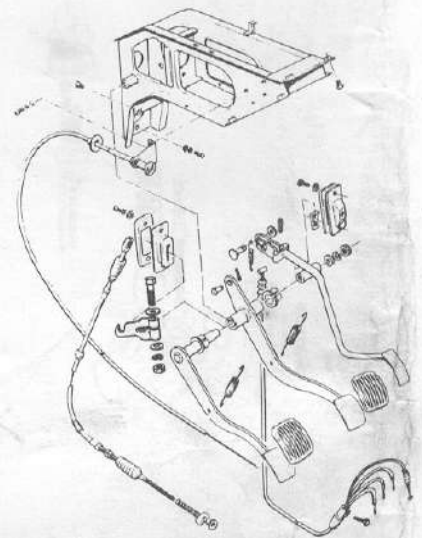
12



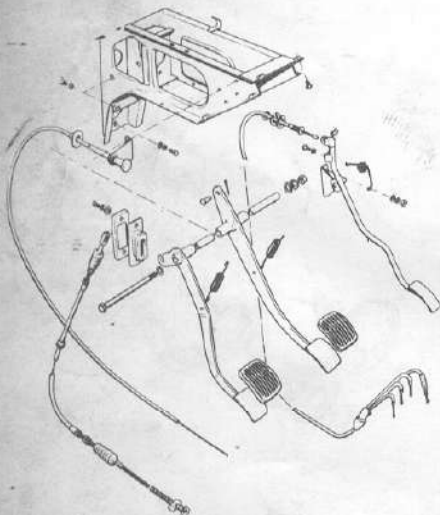
13



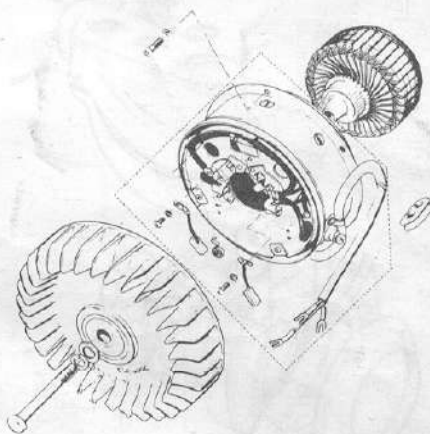
14



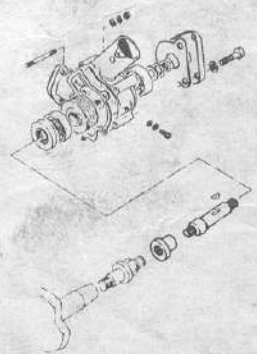
15



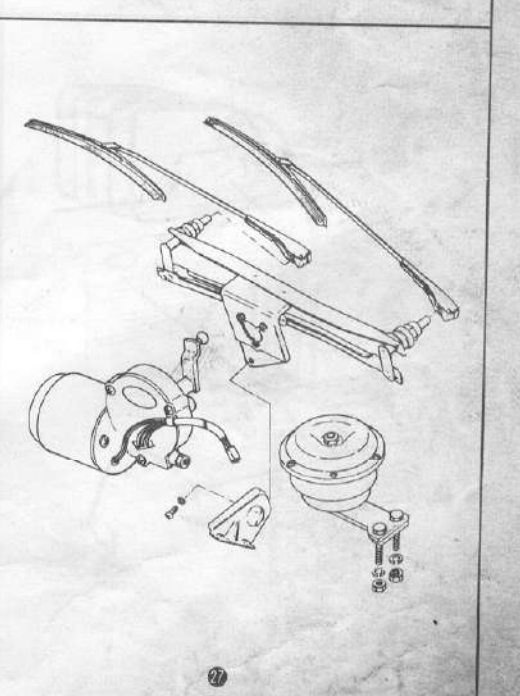
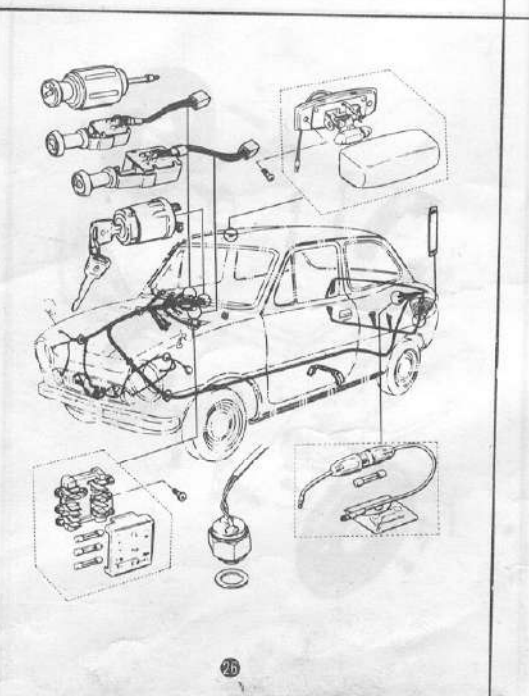
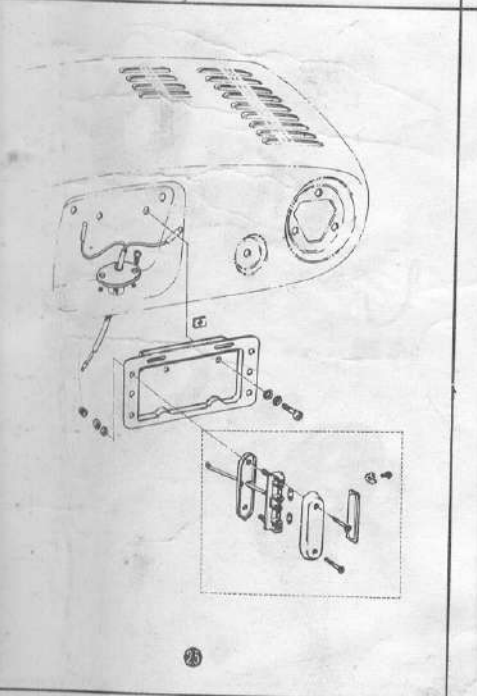
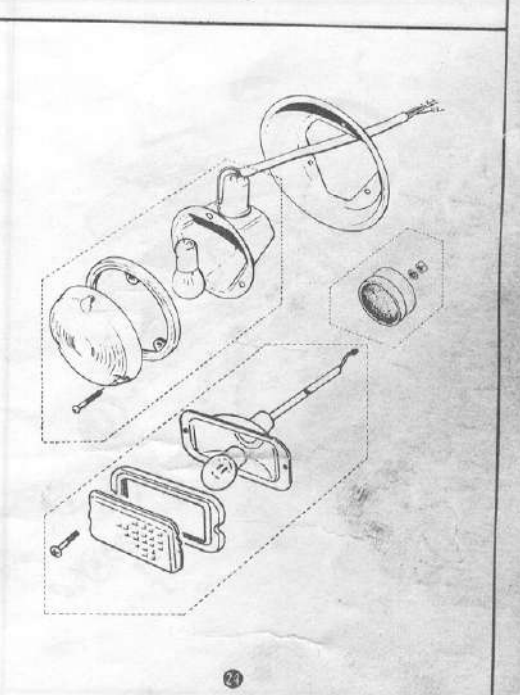
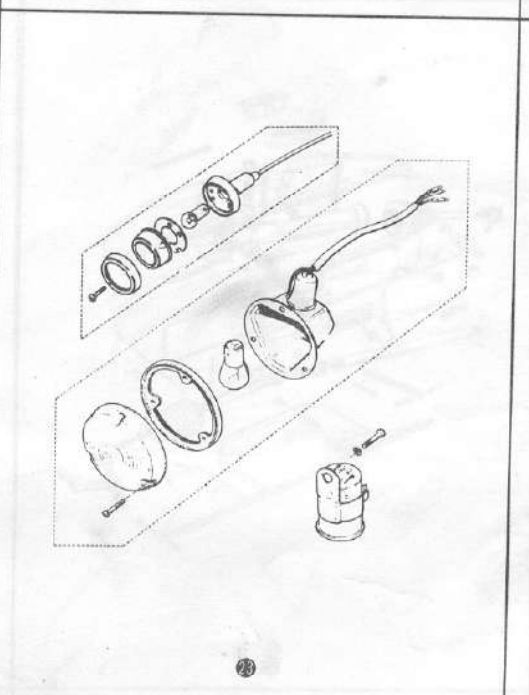
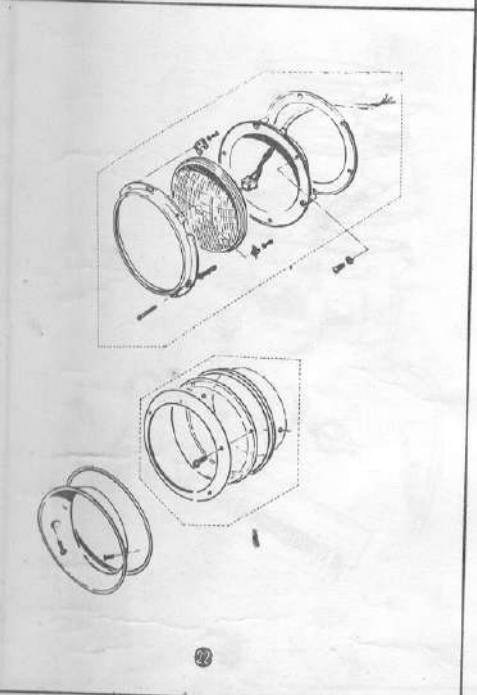
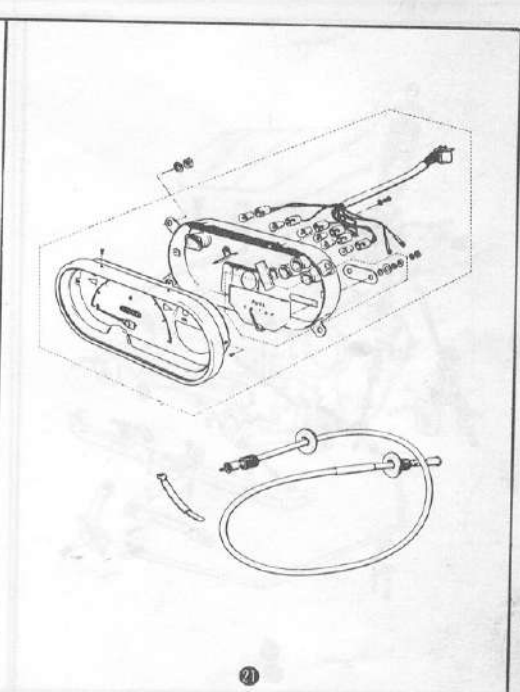
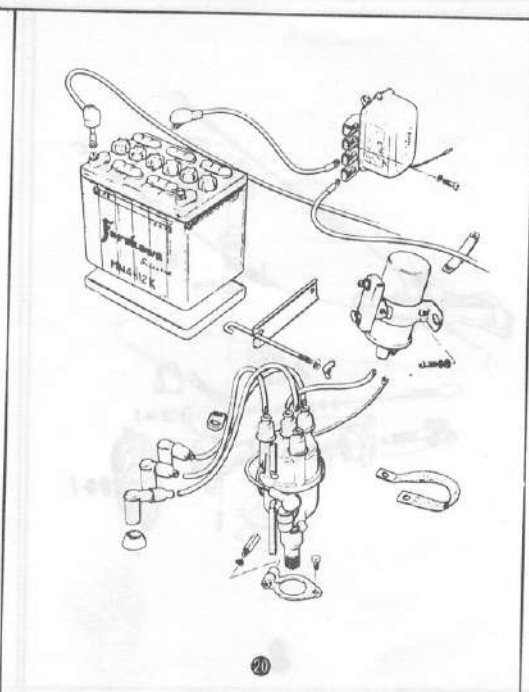
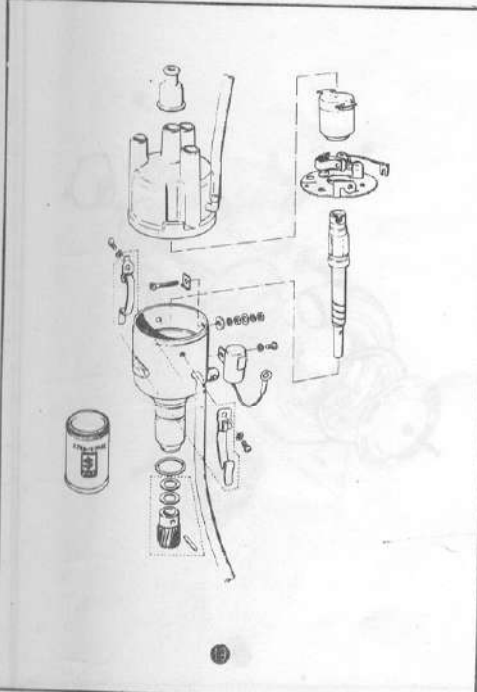
16

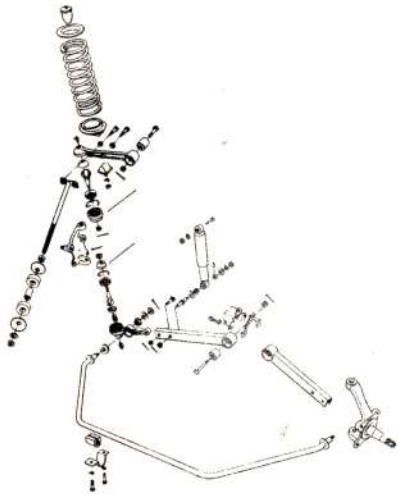


17

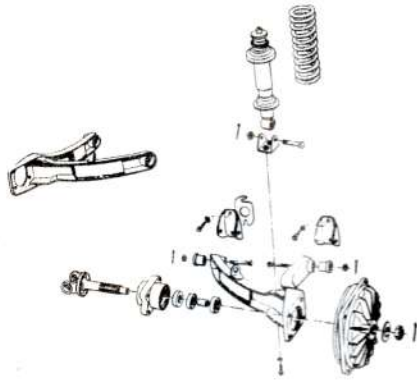


18

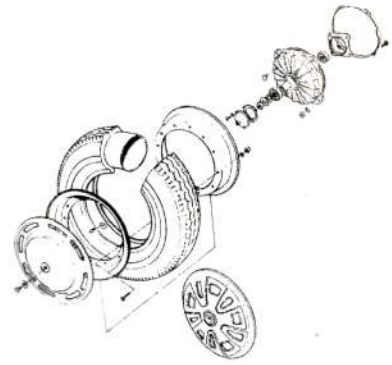




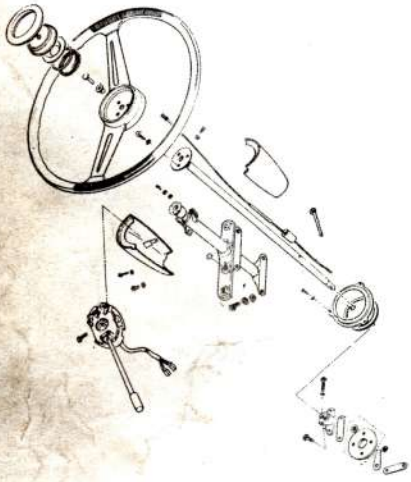
28



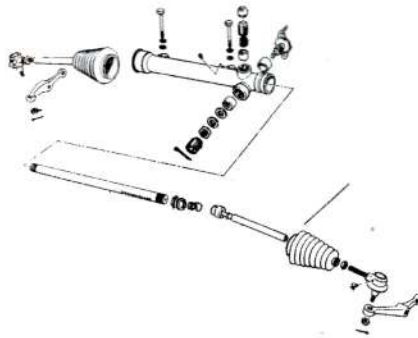
29



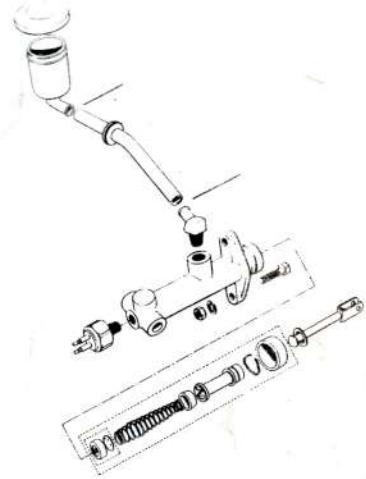
30



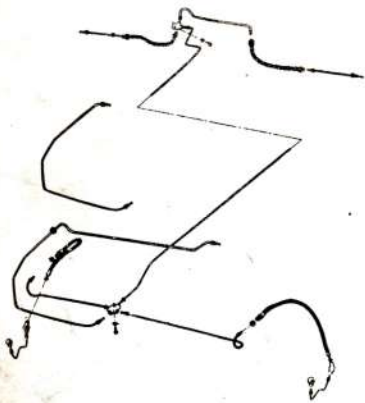
31



32



33



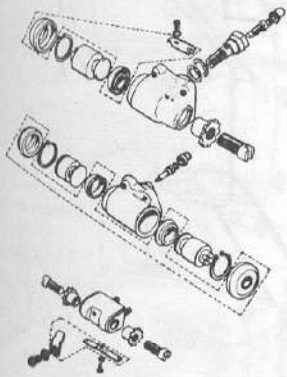
34



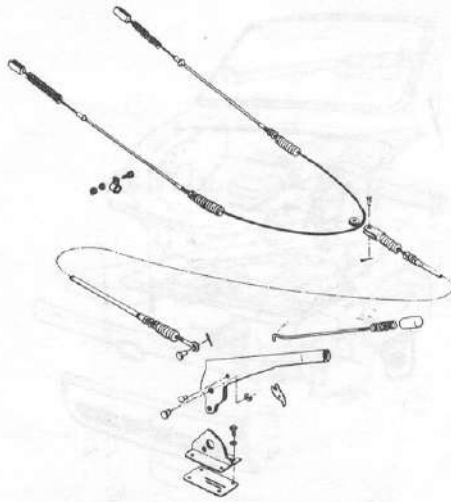
35



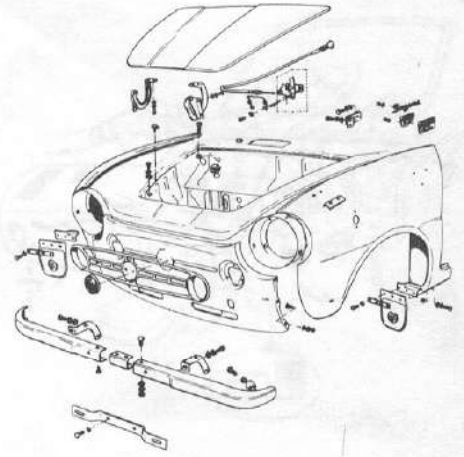
36



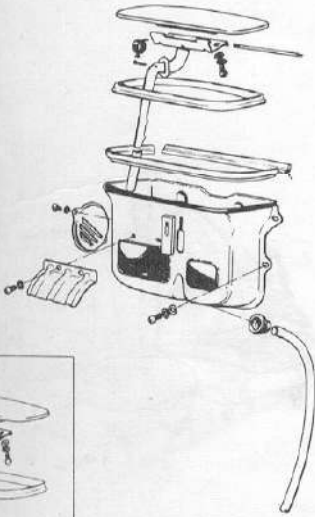
37



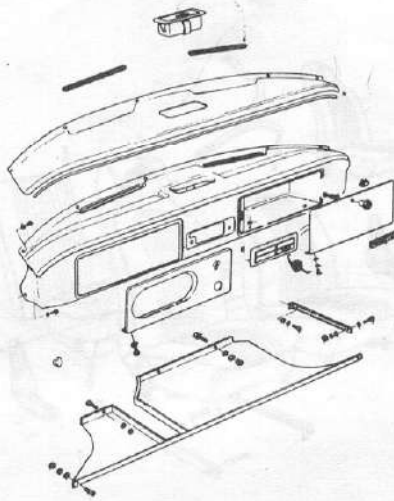
38



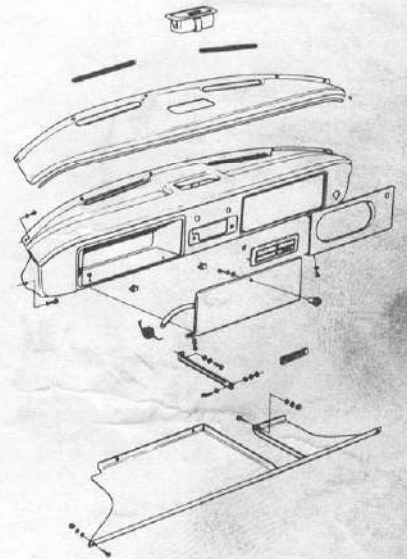
39



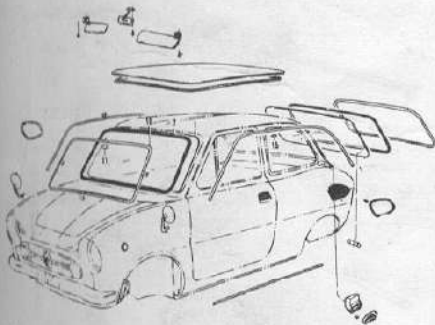
40



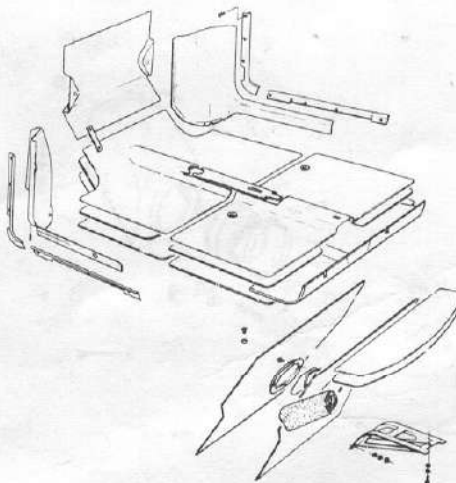
41



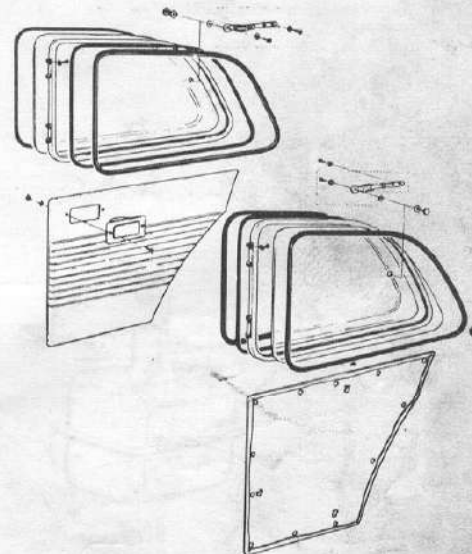
42



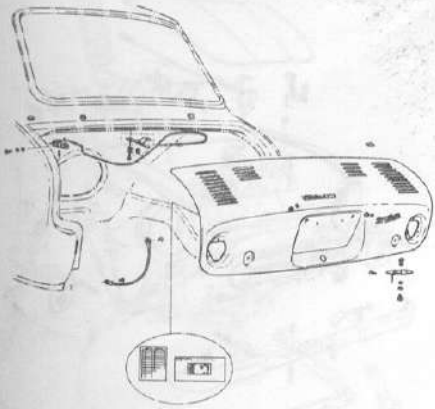
43



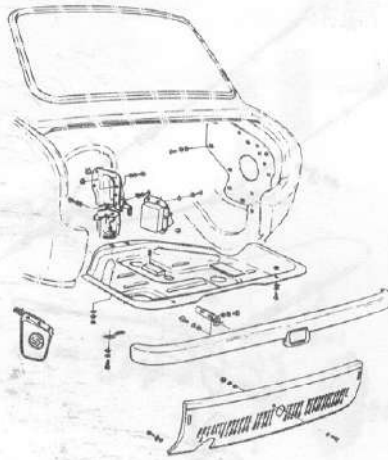
44



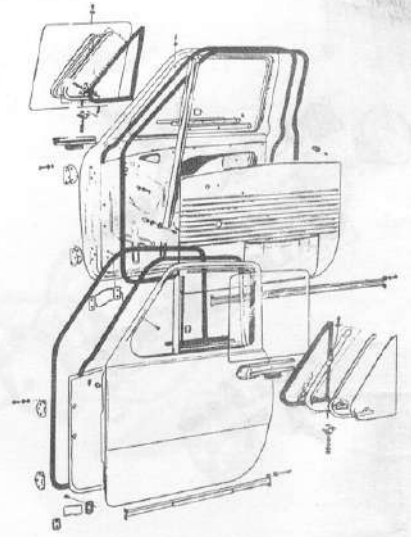
45



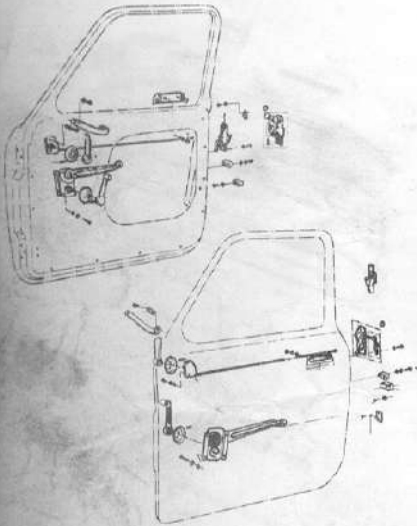
46



47



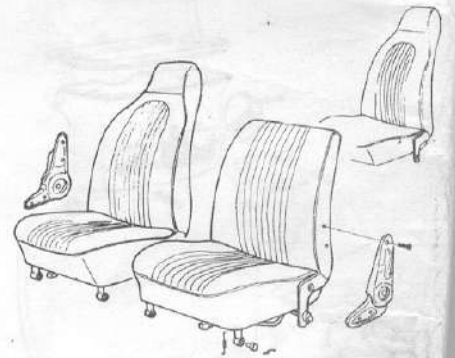
48



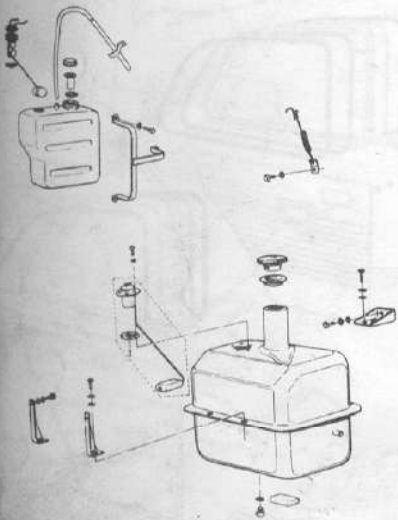
49



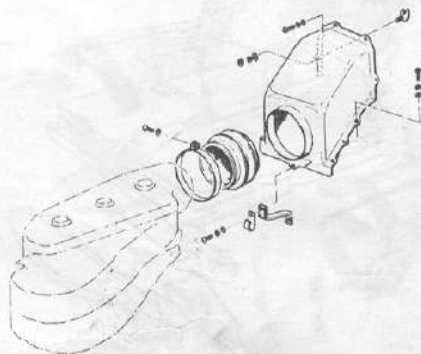
50



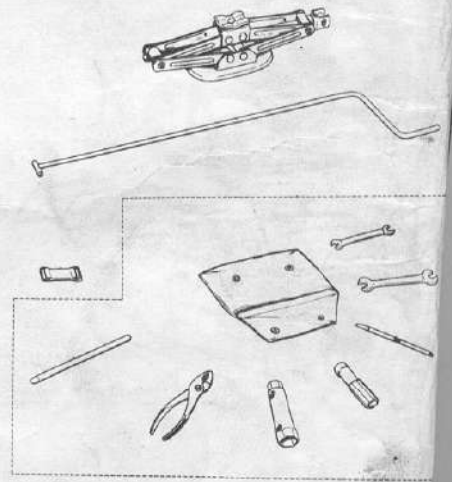
51



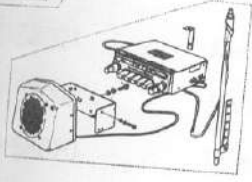
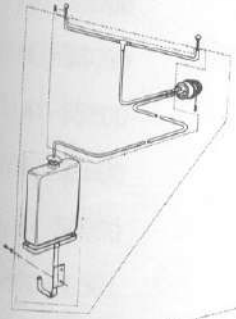
52



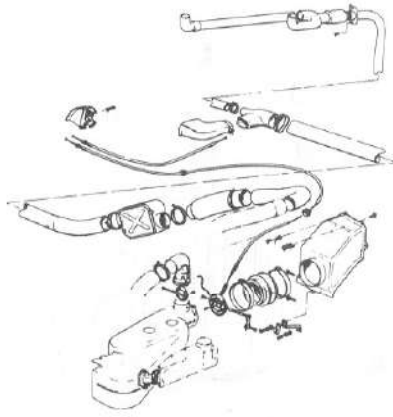
53



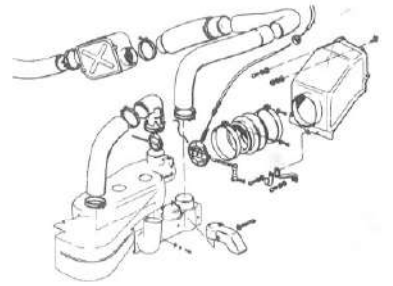
54



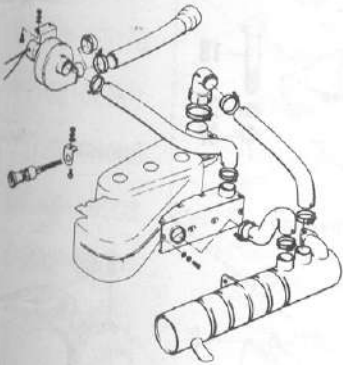
56



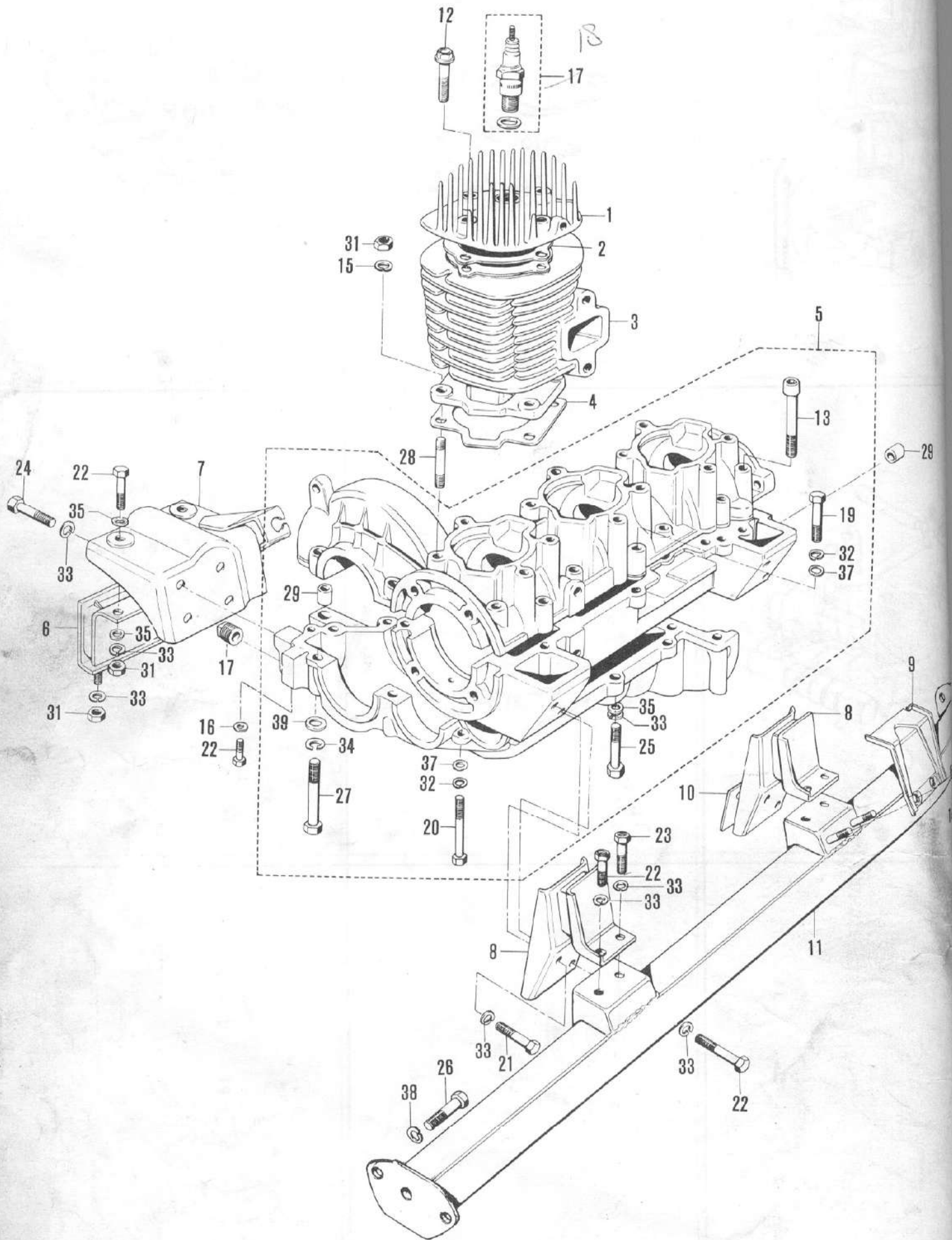
57



58



59

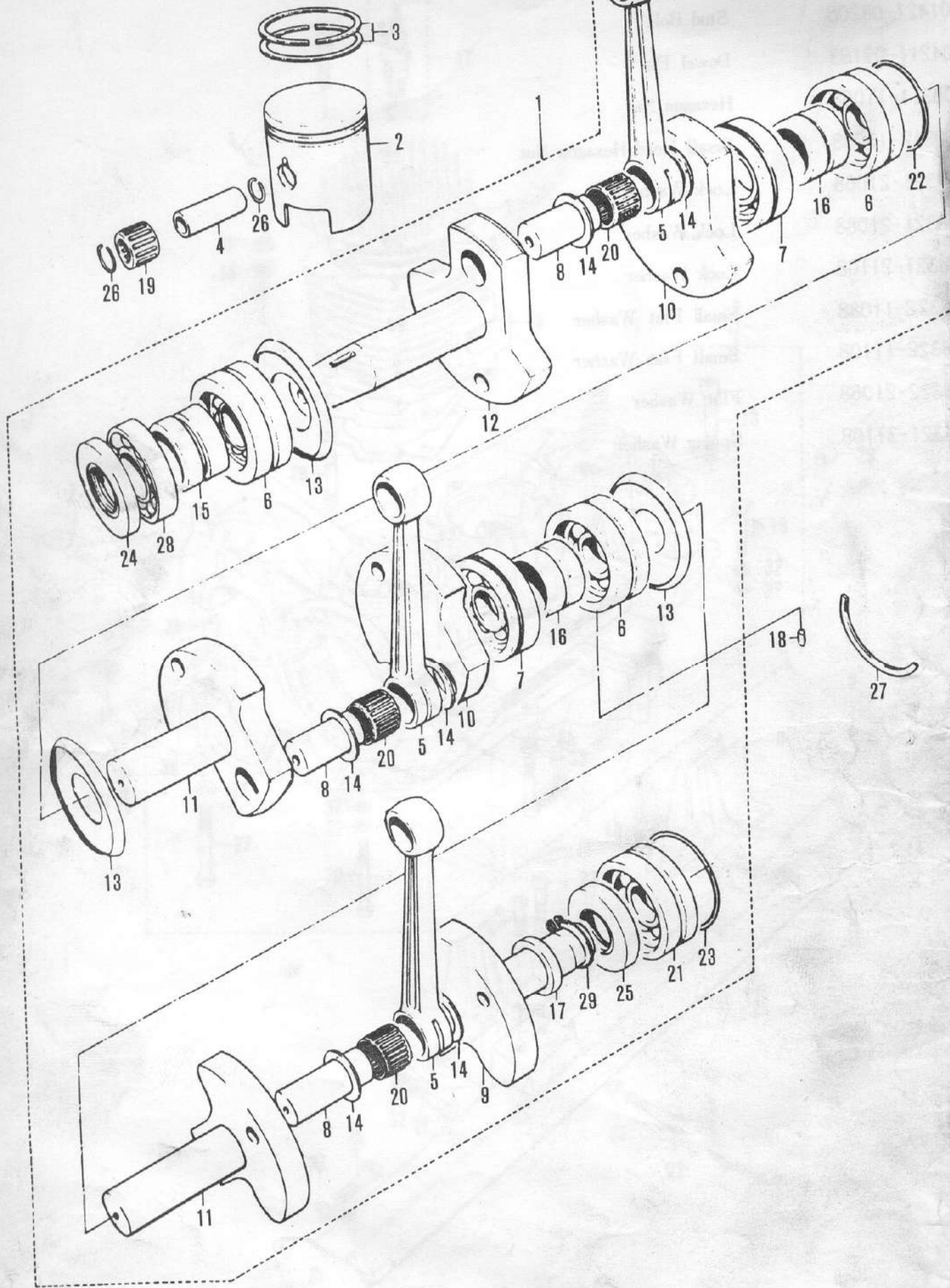


Cylinder-Crankcase

Ref.No.	Part No.	Description	Q'ty	F.O.B. Price	Applicable Model	Remarks
1	11131-58000	Cylinder Head	3			
2	11141-58000	Cylinder Head Gasket	3			S.T.D. I.D.=52.5(20.5)
	11141-58700	Cylinder Head Gasket	3			O.S. I.D.=53.5(20.8)
3	11211-58000	Cylinder	3			
4	11241-58000	Cylinder Gasket	3			
5	11302-58801	Crankcase Ass'y	1			
6	11610-58021	Engine Front Mounting Comp.	1			
7	11640-58002	Engine Front Mounting Bracket	1			
8	11710-58020	Engine Rear Mounting Comp.	2			
9	11791-58000	Engine Rear Mounting Cover	1			
10	11796-58000	Mounting Insulator	1			
11	72730-58000	Engine Mounting Pipe Comp.	1			
12	09103-08001	Cylinder Head Bolt	12			
13	09106-08001	Case Bolt	9			8screw L.=50
14	09160-06019	Engine Mounting Cover Washer	2			I.D.=6.5(0.26),O.D.=16(0.62) T.=1.2(0.05)
15	09162-08001	Spring Washer	12			I.D.=8.2(0.32),O.D.=15.4(0.61)
16	09168-08005	Oil Level Bolt Gasket	1			I.D.=8.5(0.33),O.D.=13(0.51) T.=1.0(0.04)
17	09246-16002	Transmission Drain Plug	1			
18	09482-00002	Spark Plug Ass'y	3			NGK, B-7H
	09482-00001	Spark Plug Ass'y	3			O.P.T. NGK, B-6H
19	01112-06408	Hexagon Bolt	6			
20	01112-06608	Hexagon Bolt	1			
21	01141-08168	Small Head Hexagon Bolt	4			
22	01141-08208	Small Head Hexagon Bolt	6			
23	01141-08258	Small Head Hexagon Bolt	5			
24	01122-08258	Small Head Hexagon Bolt	2			
25	01122-08508	Small Head Hexagon Bolt	7			

Cylinder-Crankcase

Ref.No.	Part No.	Description	Q'ty	E.O.B. Price	Applicable Model	Remarks
26	01122-10258	Small Head Hexagon Bolt	4			
27	01122-10608	Small Head Hexagon Bolt	2			
28	01421-08208	Stud Bolt	12			
29	04211-09169	Dowel Pin	6			
30	08311-11068	Hexagon Nut	2			
31	08312-11088	Small Head Hexagon Nut	16			
32	08321-21068	Lock Washer	10			
33	08321-21088	Lock Washer	23			
34	08321-21108	Lock Washer	2			
35	08322-11088	Small Flat Washer	23			
36	08322-11108	Small Flat Washer	2			
37	08322-21068	Flat Washer	7			
38	08321-31108	Spring Washer	4			



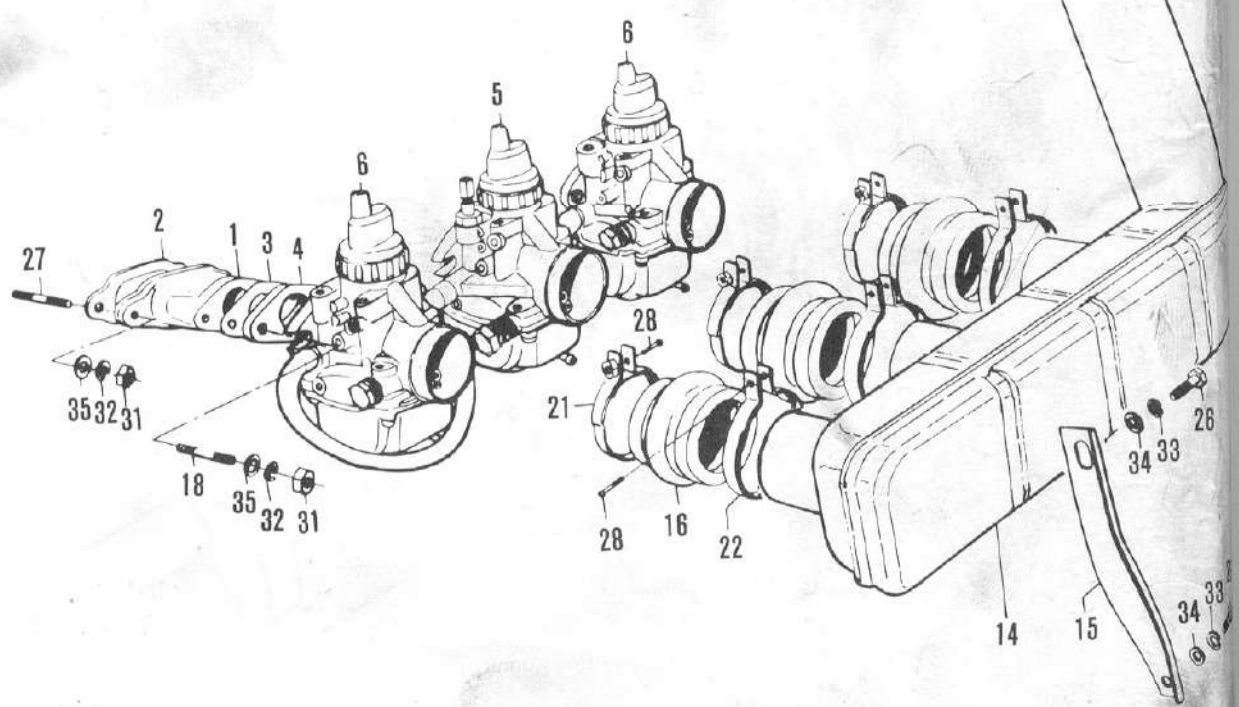
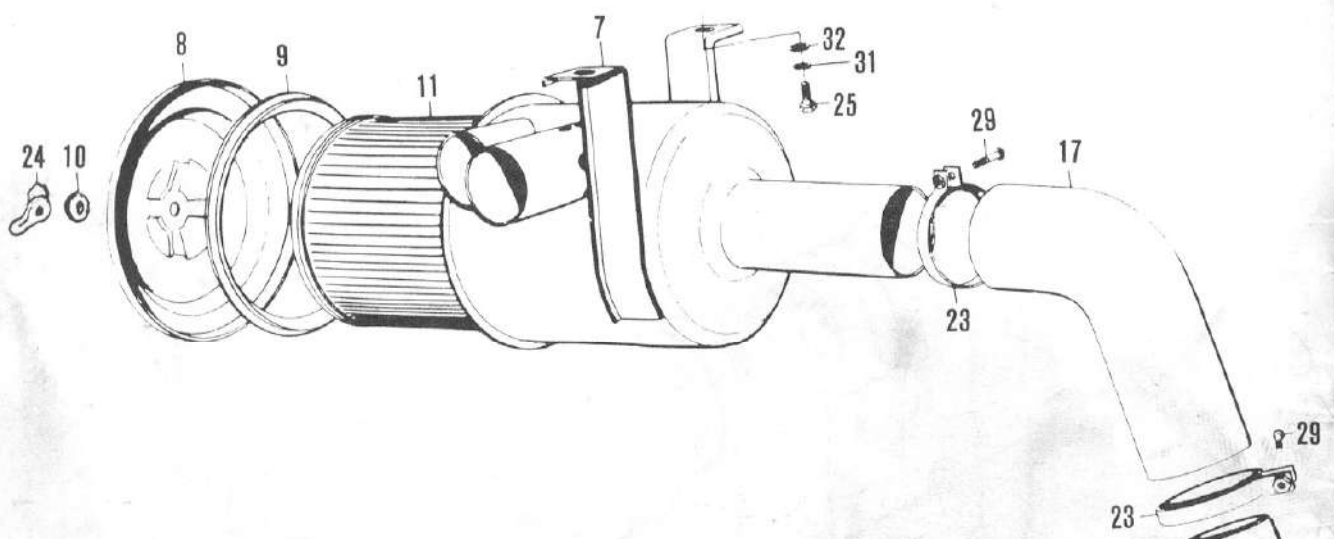
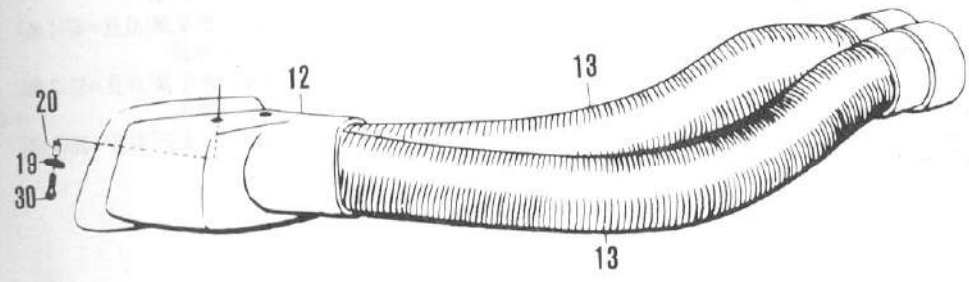
Piston-Crankshaft

Ref.No.	Part No.	Description	Q'ty	F.O.B. Price	Applicable Model	Remarks
1	12004-58807	Crankshaft Ass'y	1			STD.
2	12110-58001	Piston	3			O.S.=0.25(0.01)
	12110-58701	Piston	3			O.S.=0.5(0.02)
	12110-58711	Piston	3			O.S.=0.75(0.03)
	12110-58721	Piston	3			O.S.=1.0(0.04)
	12110-58731	Piston	3			STD.
3	12140-58802	Piston Ring Set	1			O.S.=0.25(0.01)
	12140-58810	Piston Ring Set	1			O.S.=0.5(0.02)
	12140-58811	Piston Ring Set	1			O.S.=0.75(0.03)
	12140-58812	Piston Ring Set	1			O.S.=1.0(0.04)
	12140-58813	Piston Ring Set	1			O.D.=14(0.55),L.=41.5(1.61)
4	12151-07000	Piston Pin	3			
5	12161-58000	Connecting Rod	3			W.of Groove=3.0(0.118)
6	12209-58010	Crankshaft Bearing No. 1	3			W.of Groove=3.2(0.126)
7	12208-58010	Crankshaft Bearing No. 2	2			O.D.=20(0.78),L.=50(1.97)
8	12211-58000	Crank Pin	3			
9	12221-58004	Right Crankshaft	1			
10	12232-58000	Crankshaft Web	2			
11	12241-58000	Middle Crankshaft	2			
12	12251-58000	Left Crankshaft	1			
13	12511-58000	Oil Guide Plate	3			I.D.=20(0.78),O.D.=34(1.34) W.=0.9(0.03)
14	09160-20013	Thrust Washer	6			I.D.=25(0.98),O.D.=34(1.34) W.=27(1.06)
15	09180-25019	Left Spacer	1			I.D.=25(0.98),O.D.=34(1.34) W.=16.8(0.66)
16	09180-25020	Middle Spacer	2			I.D.=25(0.98),O.D.=34(1.34) W.=9.5(0.37)
17	09180-30003	Right Spacer	1			O.D.=34(1.29),L.=10(0.39)
18	09261-04006	Dowel Pin	6			I.D.=14(0.55),O.D.=18(0.70) W.=19.8(0.77)
19	09263-14001	Piston Pin Bearing	3			I.D.=20(0.78),O.D.=26(1.02) W.=17(0.66)
20	09263-20001	Crank Pin Bearing	3			

Piston-Crankshaft

Ref.No.	Part No.	Description	Q'ty	F.O.B. Price	Applicable Model	Remarks
21	09269-30001	Right Bearing	1			I.D.=30(1.18),O.D.=62(2.44) W.=25(0.98)
22	09280-51001	Middle Bearing "O" Ring	2			I.D.=44.4(1.73),O.D.=49.2(1.93) T.=2.4(0.09)
23	09280-59002	Right Bearing "O" Ring	1			I.D.=52(2.05),O.D.=55.8(2.17) T.=1.9(0.74)
24	09283-25013	Crankshaft Left Oil Seal	1			I.D.=25(0.98),O.D.=47(1.85) W.=7(0.27)
25	09289-35001	Crankshaft Right Oil Seal	1			I.D.=34(1.34),O.D.=52(2.05) W.=8(0.31)
26	09381-14001	Piston Pin Circlipe	6			I.D.=14(0.55),O.D.=16(0.63)
27	09390-62001	Right Bearing Ring	1			
28	08113-60052	Ball Bearing	1			
29	09380-30002	Circlip	1			

Intake Pipe-Air Cleaner

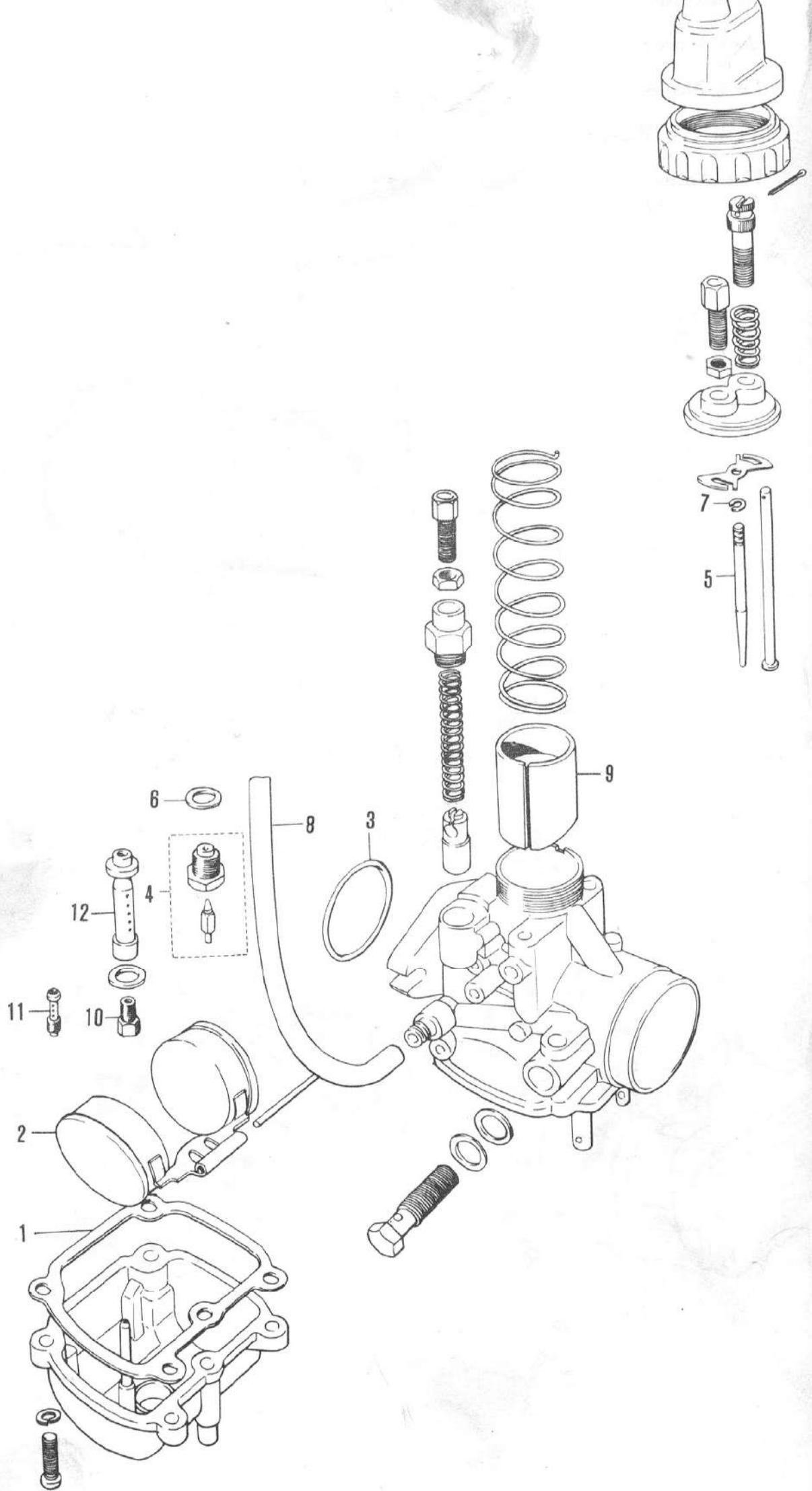


Intake Pipe-Air Cleaner

Ref.No.	Part No.	Description	Q'ty	F.O.B. Price	Applicable Model	Remarks
1	13111-58000	Intake Pipe	3			
2	13121-58000	Intake Pipe Gasket	3			
3	13125-09204	Carburetor Gasket	3			B.No.LC10-130254号機まで
4	13120-58020	Carburetor Insulator	3			
5	13201-58214	Carburetor Ass'y No. 1	1			
6	13202-58214	Carburetor Ass'y No. 2	2			
7	13710-58061	Air Cleaner Case	1			
8	13770-58060	Air Cleaner Cap	1			
9	13773-58060	Cap Gasket	1			
10	13775-58060	Cap Washer	1			
11	13780-58070	Air Cleaner Element	1			
12	13851-58030	Air Suction Case	1			
13	13860-58060	Air Suction Case Hose	2			
14	13870-58061	Air Inlet Case	1			
15	13878-58000	Air Inlet Case Bracket	1			
16	13881-58000	Air Inlet Hose	3			
17	13885-58010	Outlet Hose	1			
18	09108-06002	Stud Bolt	6			
19	09160-06016	Air Suction Case Washer	2			I.D.=6(0.23),O.D.=16(0.63) T.=1.2(0.05)
20	09180-06001	Air Suction Case Spacer	2			I.D.=6.2(0.24),O.D.=8.3(0.32) W.=5.7(0.22)
21	09402-00107	Clamp No. 1	3			
22	09402-00115	Clamp No. 2	3			
23	09402-00164	Hose Clamp	2			
24	08317-11068	Wing Nut	1			
25	01121-08128	Small Hexagon Bolt	2			
26	01121-08168	Small Hexagon Bolt	2			
27	01411-06208	Stud Bolt	6			
28	02111-04208	Cross Head Screw	6			
29	02111-05258	Cross Head Screw	2			
30	02111-06208	Cross Head Screw	2			

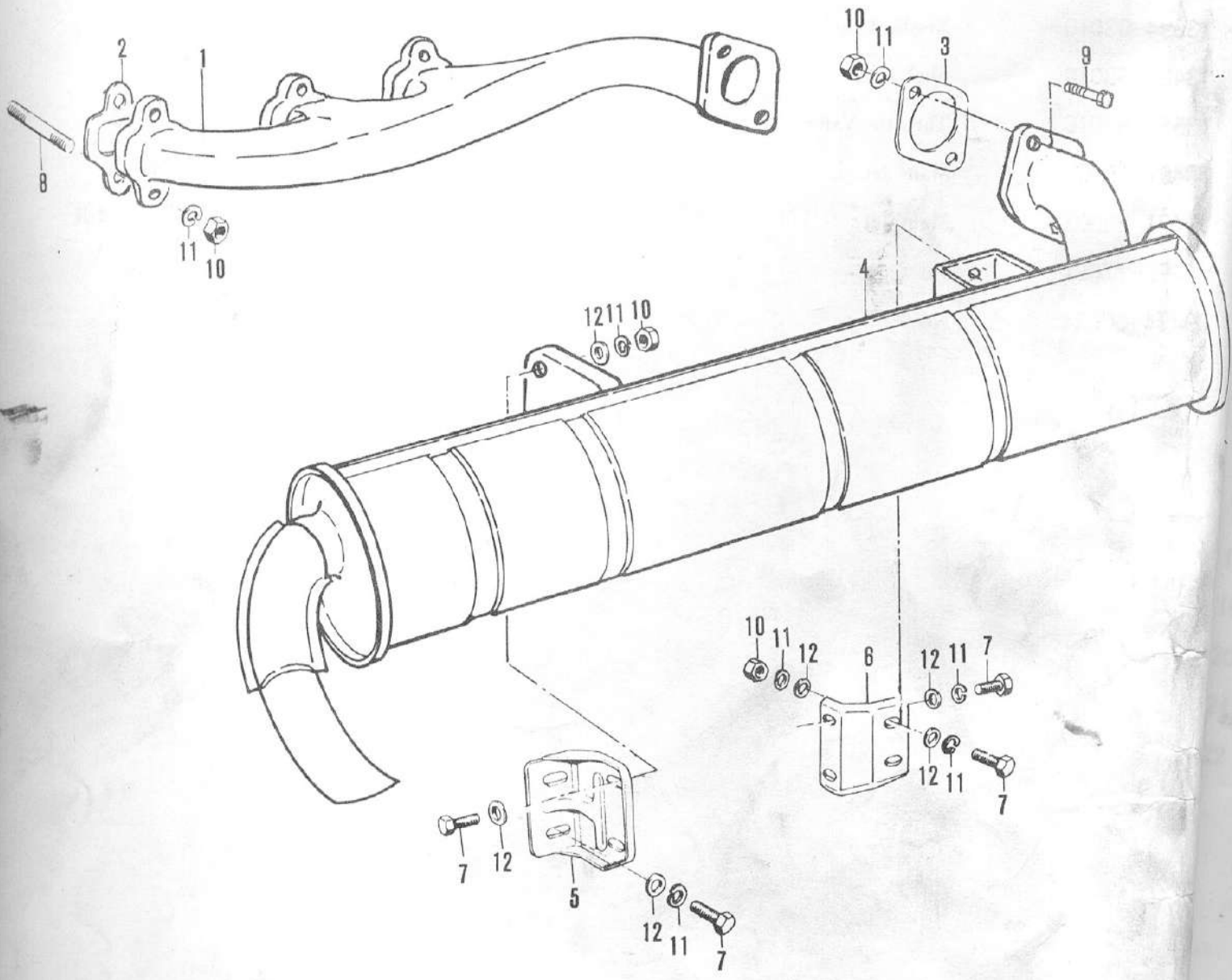
Intake Pipe-Air Cleaner

Ref.No.	Part No.	Description	Q'ty	F.O.B. Price	Applicable Model	Remarks
31	08311-11068	Hexagon Nut	12			
32	08321-21068	Lock Washer	12			
33	08321-21088	Lock Washer	4			
34	08322-11088	Small Flat Washer	4			
35	08322-21068	Flat Washer	12			



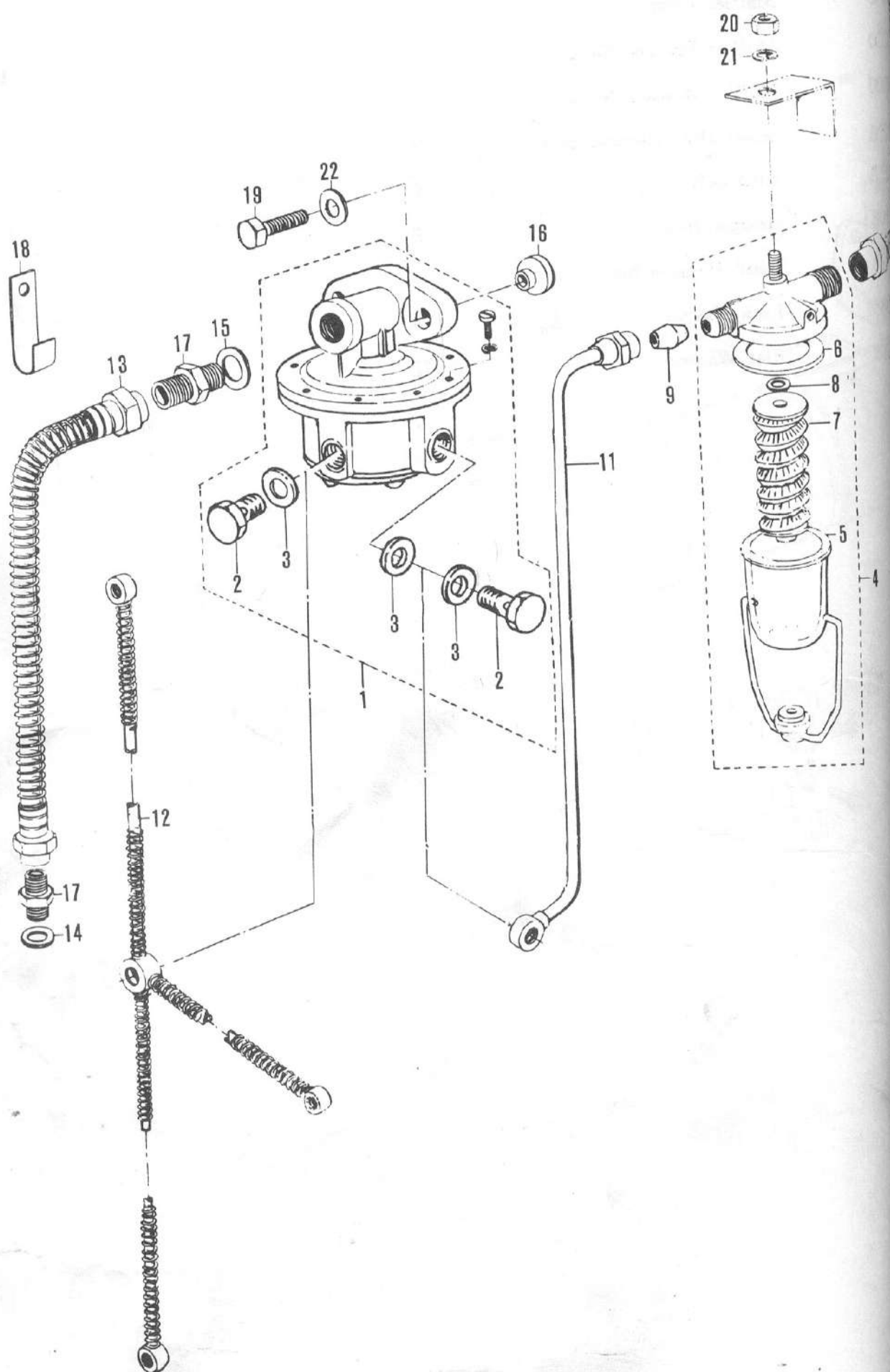
Carburetor

Ref.No.	Part No.	Description	Q'ty	F.O.B. Price	Applicable Model	Remarks
1 -	13251-58010	Float Camber Gasket	3			
2 -	13252-09210	Float	3			
3	13295-09210	Insulator "O" Ring	3			
4 -	13370-58010	Needle Valve Ass'y	3			#1.2
5 -	13383-58012	Jet Needle	3			
6	13392-01010	Needle Valve Seat Gasket	3			
7 -	13394-03010	Needle Clip	3			
8	13427-58010	Fuel Pipe	2			
9	13551-58010	Throttle Valve	3			C.A.=3.0
10	09491-20002	Main Jet	3			#100
	09491-22003	Main Jet	3			O.P.T. #110
11	09492-17001	Pilot Jet	3			#17.5
12	09494-00034	Needle Jet	3			



Exhaust Manifold-Muffler

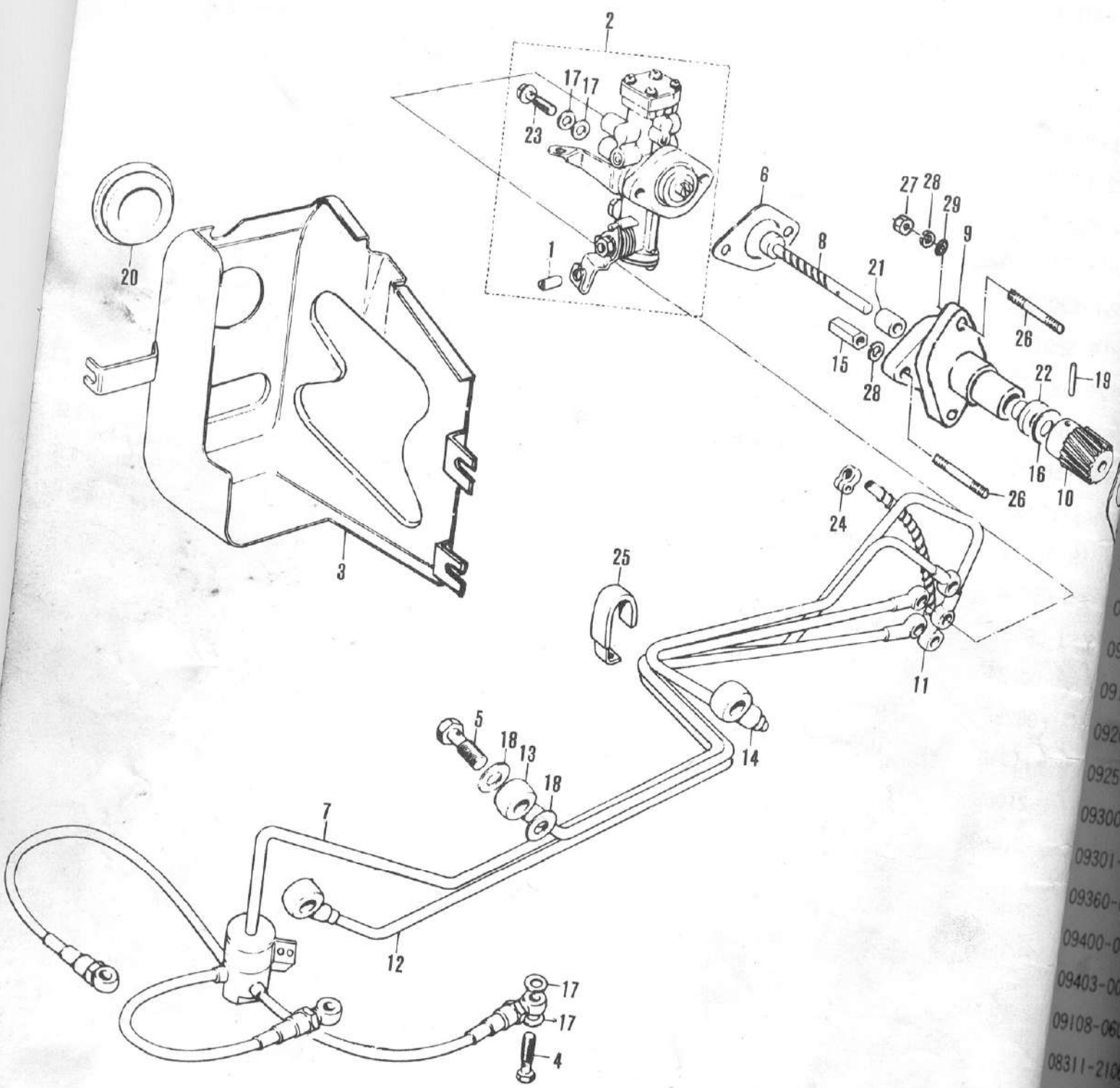
Ref.No.	Part No.	Description	Q'ty	F.O.B. Price	Applicable Model	Remarks
1	14111-58200	Exhaust Manifold	1			
2	14141-58000	Exhaust Manifold Gasket	3			
3	14181-52000	Exhaust Pipe Gasket	1			
4	14300-58042	Muffler Comp.	1			
5	14411-58000	Muffler Bracket No. 1	1			
6	14421-58000	Muffler Bracket No. 2	1			
7	01141-08208	Small Head Hexagon Bolt	8			
8	01411-08258	Stud Bolt	6			
9	01122-08308	Hexagon Bolt	2			
10	08312-11088	Small Hexagon Nut	12			
11	08321-21088	Lock Washer	16			
12	08322-21088	Flat Washer	12			



Fuel Pump-Fuel Filter-Fuel Pipe

Ref.No.	Part No.	Description	Q'ty	F.O.B. Price	Applicable Model	Remarks
1	15100-58410	Fuel Pump Ass'y	1			
2	15197-51010	Union Bolt	2			
3	15198-51010	Union Bolt Gasket	4			
4	15400-52012	Fuel Filter Ass'y	1			
5	15421-52011	Fuel Filter Cup	1			
6	15422-52010	Fuel Filter Cup Gasket	1			
7	15440-52010	Fuel Filter Element	1			
8	15451-52010	Fuel Filter Gasket	1			
9	15451-59000	Fuel Pipe Olive	1			
10	15810-58010	Fuel Pipe Comp. (A)	1			L.=320(12.59)
11	15820-58010	Fuel Pipe Comp. (B)	1			L.=2323(90.5)
12	15830-58010	Fuel Pipe Comp. (C)	1			
13	15860-58010	Fuel Pump Vacuum Pipe	1			
14	09168-10003	Vacuum Pipe Washer	1			I.D.=10.5(0.41),O.D.=14(0.55) T.=1.0(0.04) Fiberboard
15	09168-10012	Vacuum Pipe Gasket	1			I.D.=10.5(0.41),O.D.=14(0.55) T.=1.0(0.04) Cuprum
16	09320-05004	Fuel Pump Bush	4			I.D.=8(0.31),O.D.=15(0.59)
17	09362-09001	Vacuum Pipe Union	2			
18	09403-00024	Vacuum Pipe Clamp	1			
19	01131-06258	Hexagon Bolt	2			
20	08311-11068	Hexagon Nut	1			
21	08321-21068	Lock Washer	1			
22	08322-21068	Flat Washer	2			

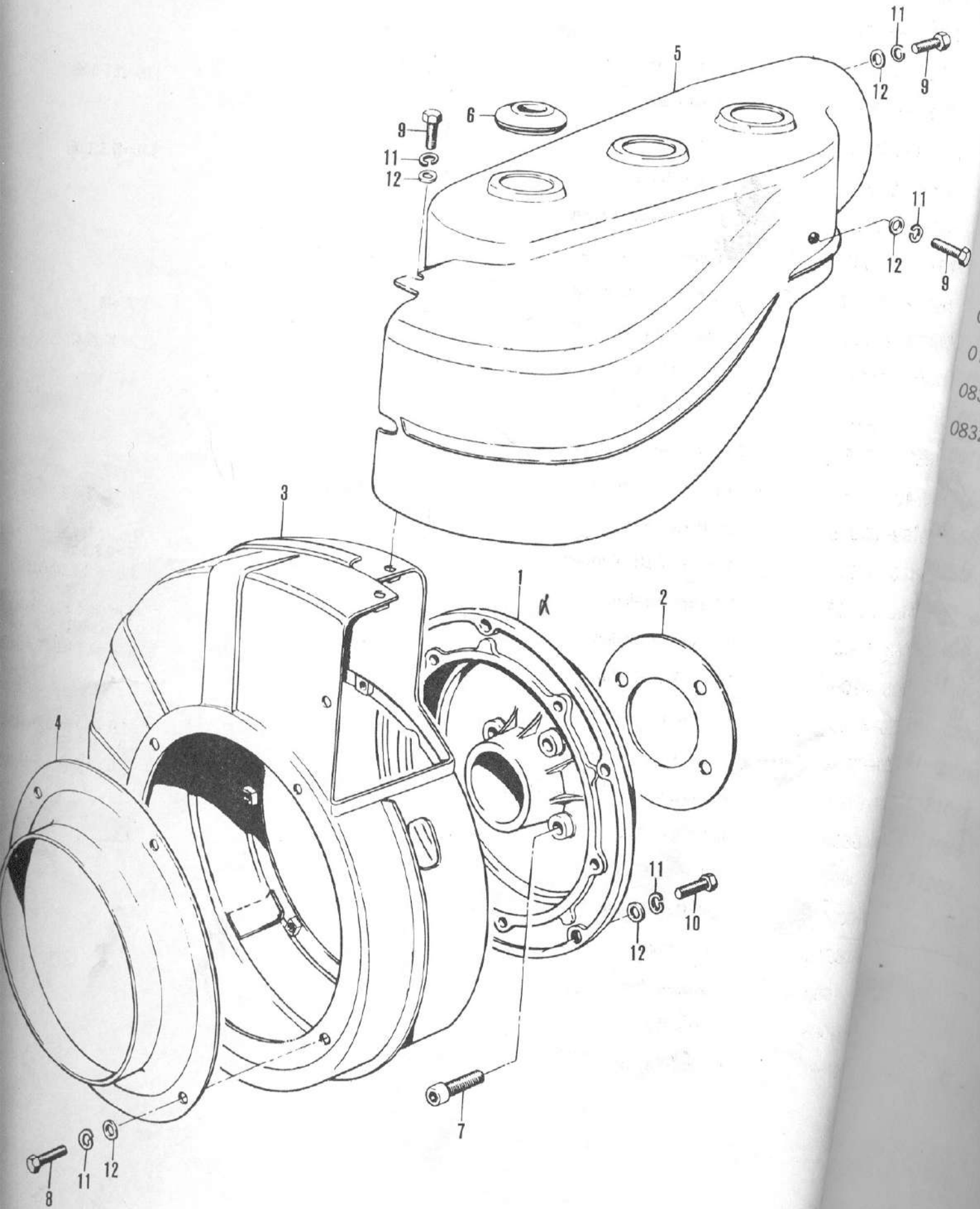
Oil Pump-Oil Pipe



09
091
0916
0916
09205
09250-
09300-0
09301-0
09360-06
09400-00
09403-0002
09108-06018
08311-21068
08321-21068
08322-21068

Oil Pump-Oil Pipe

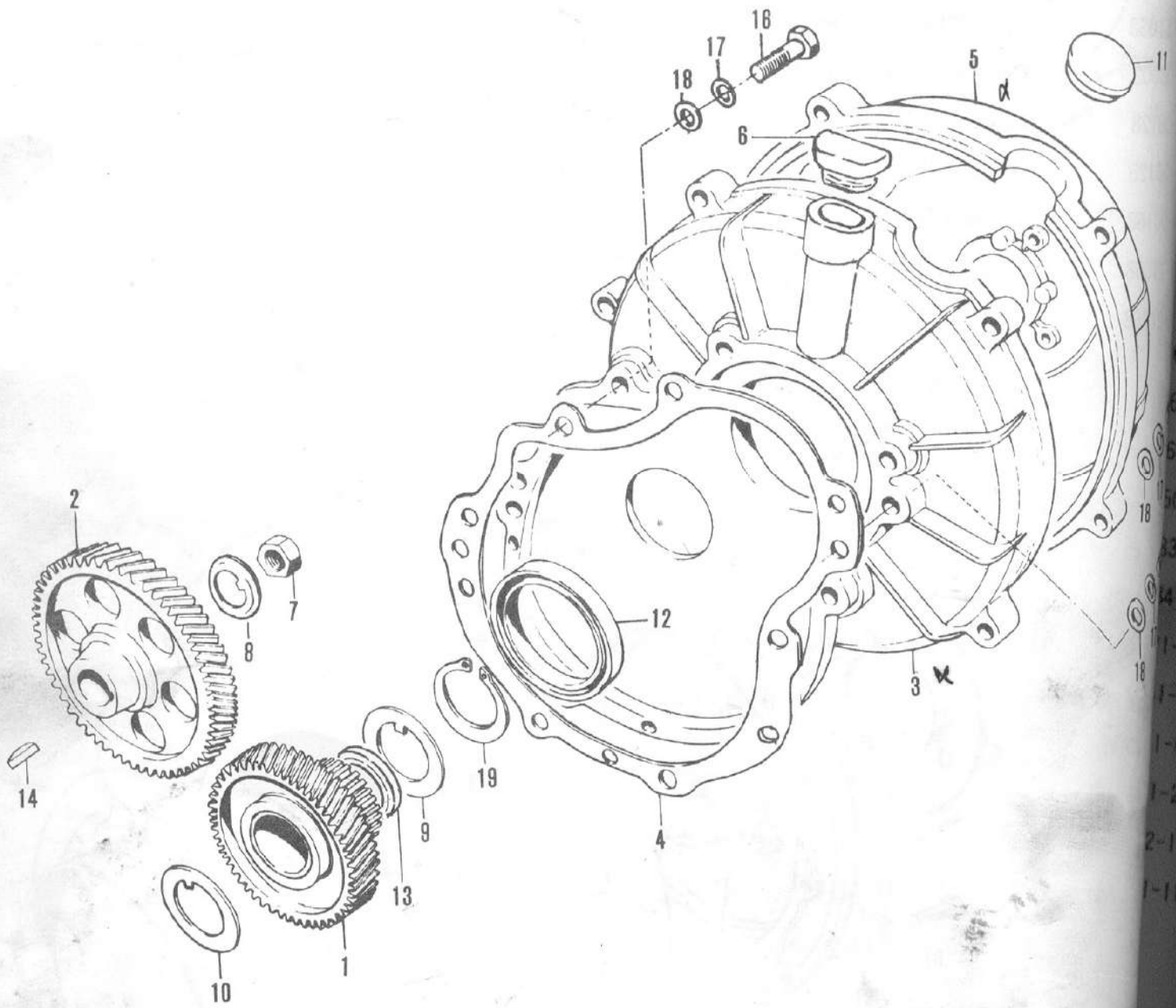
Ref.No.	Part No.	Description	Q'ty	F.O.B. Price	Applicable Model	Remarks
1	13683-51010	Oil Pump Cable Terminal	1			
2	16000-58804	Oil Pump Ass'y	1			
3	16290-58001	Oil Pump Cover Comp.	1			
4	16385-55000	Oil Pump Gasket	1			I.D.=22.5(0.86)
5	16721-58000	Cylinder Nozzle	3			
6	16732-52000	Oil Pump Gasket	1			I.D.=27.5(1.06)
7	16760-58031	Oil Pipe Separate Comp.	1			
8	16771-52000	Oil Pump Driving Shaft	1			
9	16772-58000	Driving Shaft Housing	1			
10	16773-58000	Driving Worm Wheel	1			N.T.=18
11	16810-51034	Oil Pipe Comp.	1			L.=520(20.47)
12	16820-58031	1st Cylinder Oil Pipe	1			
13	16830-58031	2nd Cylinder Oil Pipe	1			
14	16840-58031	3rd Cylinder Oil Pipe	1			
15	09159-06006	Oil Pump Nut	1			
16	09160-07001	Driving Shaft Washer	1			I.D.=7.5(0.30),O.D.=18(0.71) T.=0.8(0.03)
17	09168-06003	Oil Pipe Gasket	16			I.D.=6.2(0.24),O.D.=12(0.47) T.=1.0(0.04)
18	09168-10009	Oil Nozzle Gasket	6			I.D.=10(0.39),O.D.=14(0.55) T.=0.5(0.02)
19	09205-02002	Worm Wheel Pin	1			O.D.=2.7(0.11),L.=18(0.71)
20	09250-40001	Oil Pump Cover Cap	1			
21	09300-07001	Driving Shaft Bushing No. 2	1			I.D.=7(0.28),O.D.=13(0.51) W.=14(0.55)
22	09301-07001	Driving Shaft Bushing No. 1	1			I.D.=7(0.28),L.=15(0.59)
23	09360-06006	Oil Pipe Bolt	8			
24	09400-00007	Oil Pipe Clip	1			
25	09403-00026	Oil Pipe Clamp	2			
26	09108-06018	Stud Bolt	4			
27	08311-21068	Hexagon Nut	4			
28	08321-21068	Lock Washer	4			
29	08322-21068	Flat Washer	2			



33.
091
0113
01131
01131-
08321-2
08322-21

Fan Cover

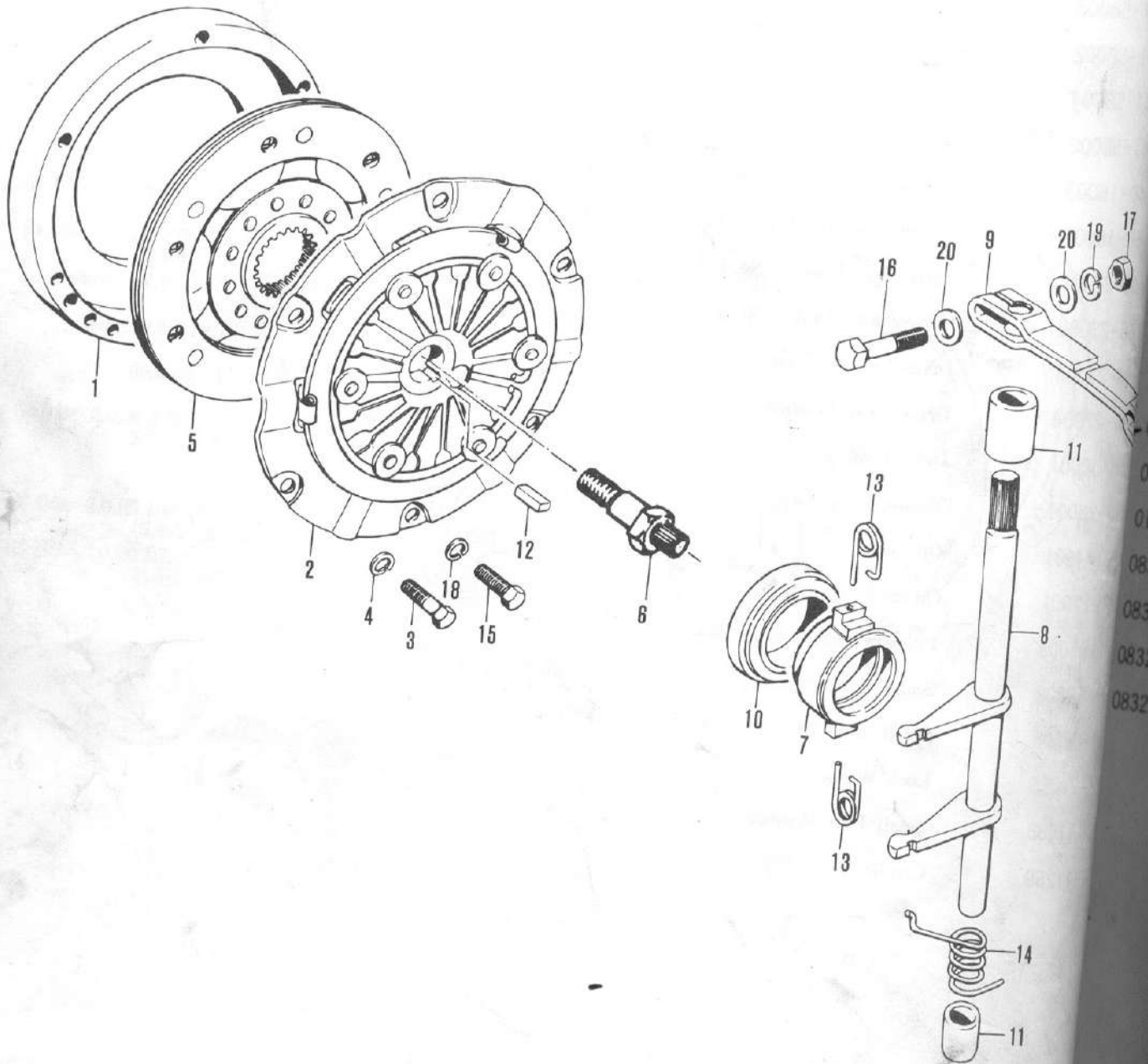
Ref.No.	Part No.	Description	Q'ty	F.O.B. Price	Applicable Model	Remarks
1	11351-58001	Generator Housing	1			
2	11356-58000	Generator Housing Gasket	1			
3	17210-58001	Fan Case Comp.	1			
4	17221-58001	Fan Case Cover	1			
5	17260-58000	Ventilator Cowling Comp.	1			
6	33543-51030	Spark Plug Cap Boot	3			
7	09106-08002	Generator Housing Bolt	4			8screw, L.=30(1.18)
8	01131-06128	Hexagon Bolt	4			
9	01131-06128	Hexagon Bolt	7			
10	01131-00168	Hexagon Bolt	3			
11	08321-21068	Lock Washer	16			
12	08322-21068	Flat Washer	16			



Primary Gear-Gear Housing

Ref.No.	Part No.	Description	Q'ty	F.O.B. Price	Applicable Model	Remarks
1	21110-58002	Primary Drive Gear Comp.	1			N.T.=34
	21110-58701	Primary Drive Gear Comp.	1			O.P.T. N.T.=32
2	21211-58000	Primary Driven Gear	1			N.T.=48
	21211-58700	Primary Driven Gear	1			O.P.T. N.T.=50
3	21311-58003	Primary Gear Housing	1			
4	21331-58002	Housing Gasket	1			
5	21341-58004	Clutch Housing	1			
6	24841-58000	Oil Filler Plug	1			
7	09140-16003	Primary Driven Gear Nut	1			
8	09166-16005	Driven Gear Washer	1			I.D.=16(0.62), O.D.=37(1.45)
9	09166-27001	Drive Gear Washer No. 1	1			I.D.=27(1.06), O.D.=36(1.41) T.=1.0(0.03)
	09166-27002	Drive Gear Washer No. 2	1			T.=1.2(0.04), Brown
	09166-27003	Drive Gear Washer No. 3	1			T.=1.4(0.05), Blue
	09166-27004	Drive Gear Washer No. 4	1			T.=1.6(0.06)
10	09166-30001	Drive Gear Inner Washer	1			I.D.=30(1.18), O.D.=40(1.57) W.=1.5(0.05)
11	09250-26001	Timing Inspection Plug	1			
12	09283-44001	Oil Seal	1			I.D.=44(1.73), O.D.=60(2.36) W.=8(0.31)
13	09284-27001	Oil Seal	1			I.D.=27(1.06), O.D.=33(1.29) W.=4(0.16)
14	09421-05003	Primary Driven Gear Key	1			
15	01141-08308	Small Head Hexagon Bolt	13			
16	01141-08508	Small Head Hexagon Bolt	1			
17	08321-21088	Lock Washer	14			
18	08322-11088	Small Flat Washer	14			
19	08331-11269	Circlip	1			


Clutch



126
22
2223
2723
- 22400
22511-
23161-
23260-5
23266-5
09269-35
09300-120
09421-050
09448-1200
09448-1900
01112-0616
01141-08358
08312-11088
08321-21068
08321-21088
08322-11088

Clutch

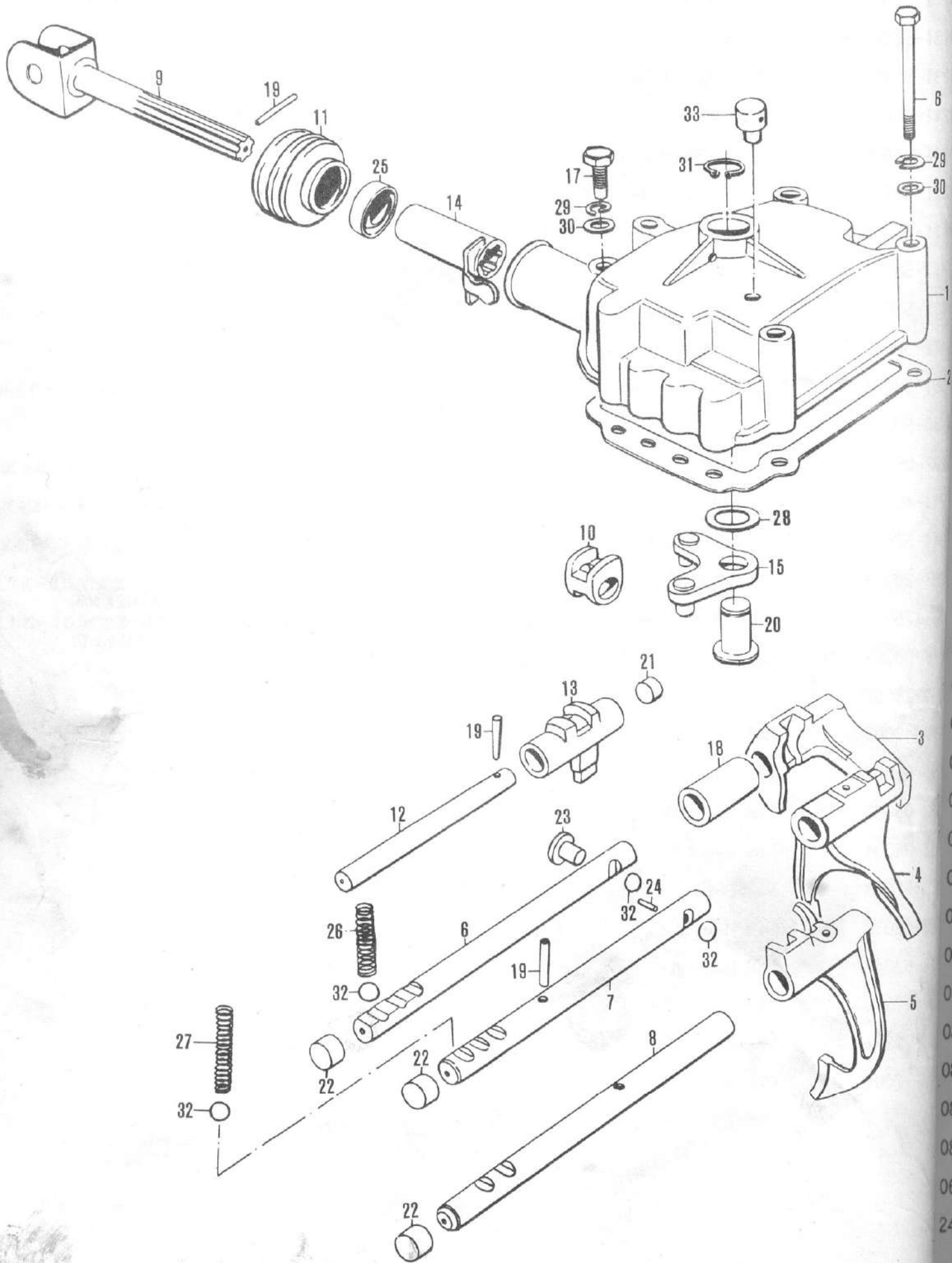
Ref.No.	Part No.	Description	Q'ty	F. O. B. Price	Applicable Model	Remarks
1	12621-58011	Fly Wheel	1			
2	22100-58012	Clutch Cover Ass'y	1			
3	22231-58011	Clutch Reamer Bolt	2			6screw, L.=18(0.71)
4	22234-58010	Reamer Bolt Lock Washer	2			
5	22400-58010	Clutch Desk Comp.	1			
6	22511-58002	Clutch Cover Center Bolt	1			
7	23161-58000	Clutch Bearing Support	1			
8	23260-58000	Clutch Release Shaft Comp.	1			
9	23266-58000	Clutch Release Arm	1			
10	09269-35000	Clutch Release Bearing	1			I.D.=35(1.38), O.D.=56.6(2.20) W.=14(0.55)
11	09300-12004	Clutch Release Shaft Bushing	2			I.D.=12(0.47), O.D.=20(0.78) L.=20(0.78)
12	09421-05002	Clutch Cover Center Key	1			
13	09448-12002	Clutch Bearing Support Spring	2			
14	09448-19001	Clutch Shaft Return Spring	1			
15	01112-06168	Strong Hexagon Bolt	4			
16	01141-08358	Small Head Hexagon Bolt	1			
17	08312-11088	Small Hexagon Nut	1			
18	08321-21068	Lock Washer	4			
19	08321-21088	Lock Washer	1			
20	08322-11088	Small Flat Washer	2			



Transmission

Ref.No.	Part No.	Description	Q'ty	F.O.B. Price	Applicable Model	Remarks
1	24121-58001	Main Shaft	1			N.T.=11/16
2	24131-58001 ✓	Counter Shaft	1			N.T.=13/22/26
3	24231-58001	Main Shaft Third Gear	1			N.T.=21
4	24241-58001	Main Shaft Top Gear	1			N.T.=25
5	24311-58000	Counter Shaft Low Gear	1			N.T.=35
6	24321-58001	Counter Shaft Second Gear	1			N.T.=30
7	24411-58001	Low Speed Synchronizer Hub	1			
8	24412-58001	High Speed Synchronizer Hub	1			
9	24422-58001	High Speed Synchronizer Sleeve	1			
10	• 24432-58040	Synchronizer Ring	3			
11	24551-58001	Reverse Gear Shaft	1			O.D.=14(0.55),L.=74(2.91)
12	24560-59000	Reverse Gear Comp.	1			N.T.=45/20
13	09202-05008	Reverse Gear Shaft Pin	1			O.D.=5(0.19),L.=18(0.70)
14	09241-40001	Main Shaft Bearing Plug	1			O.D.=40(1.58),W.=8(0.31)
15	09241-52001	Counter Shaft Boaring Dlug	1			O.D.=52(2.05),W.=8(0.31)
16	09263-20003	Main Shaft Top Gear Bearing	1			I.D.=20(0.79),O.D.=24(0.94) W.=16.8(0.65)
17	09263-25003	Main Shaft Third Gear Bearing	2			I.D.=25(0.98),O.D.=29(1.14) W.=19.8(0.77)
18	09388-00003	Cynchronizer Spring	4			
19	09390-25002	Cynchronizer Hub Ring	1			
20	09390-47002	Right Bearing Ring	2			
21	09390-52002	Left Bearing Ring	1			
22	09422-05003	High Speed Synchronizer Key	3			
23	09422-05004	Low Speed Synchronizer Key	3			
24	08113-62033	Ball Bearing	1			
25	08163-63032	Ball Bearing	2			
26	08163-63042	Ball Bearing	1			
27	08211-17322	Thrust Washer	1			
28	08211-17241	Thrust Washer	1			
29	• 09380-17004	Circlip	1			

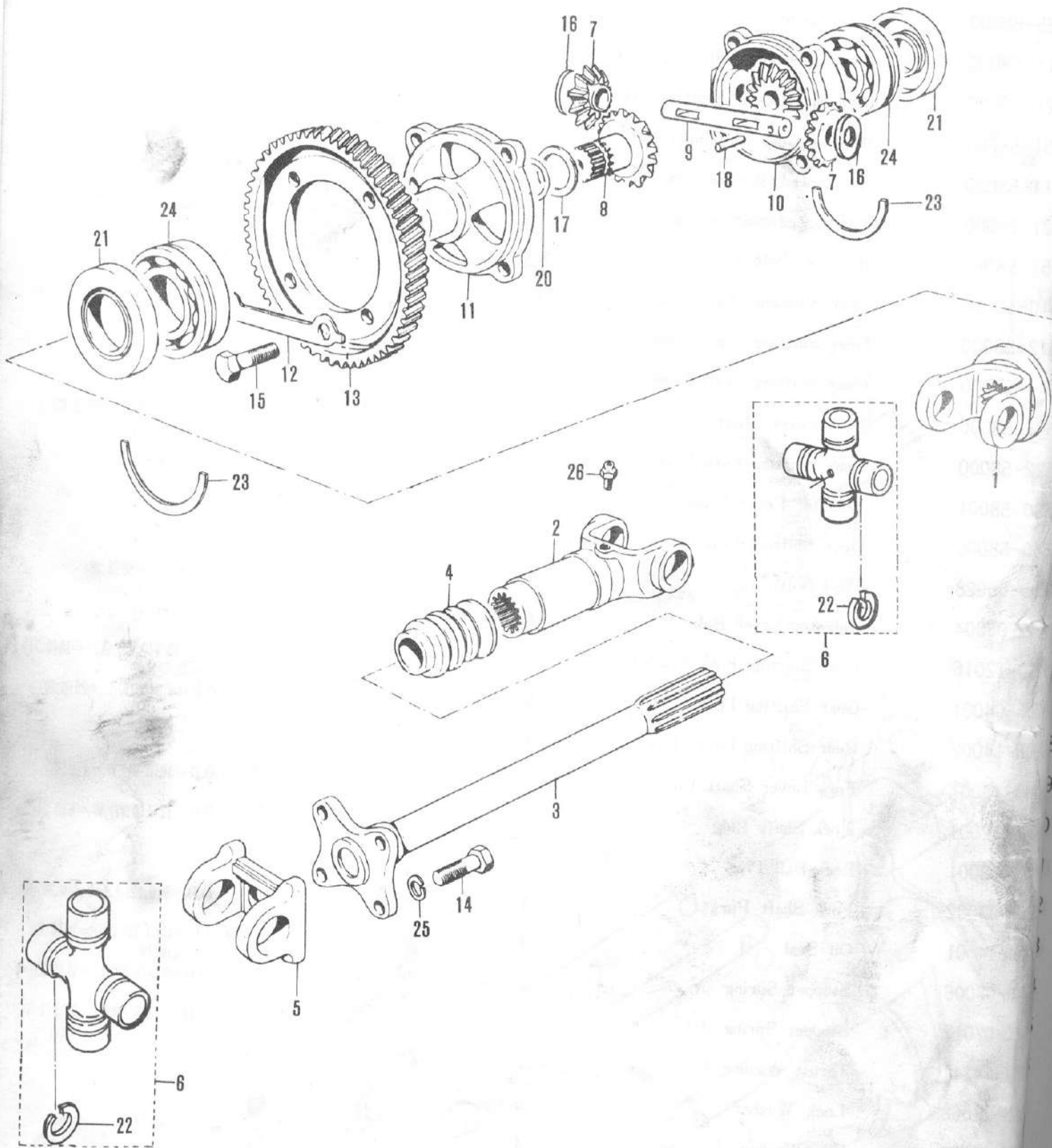
Gear Shifting Fork-Fork Lever



Gear Shifting Fork-Fork Lever

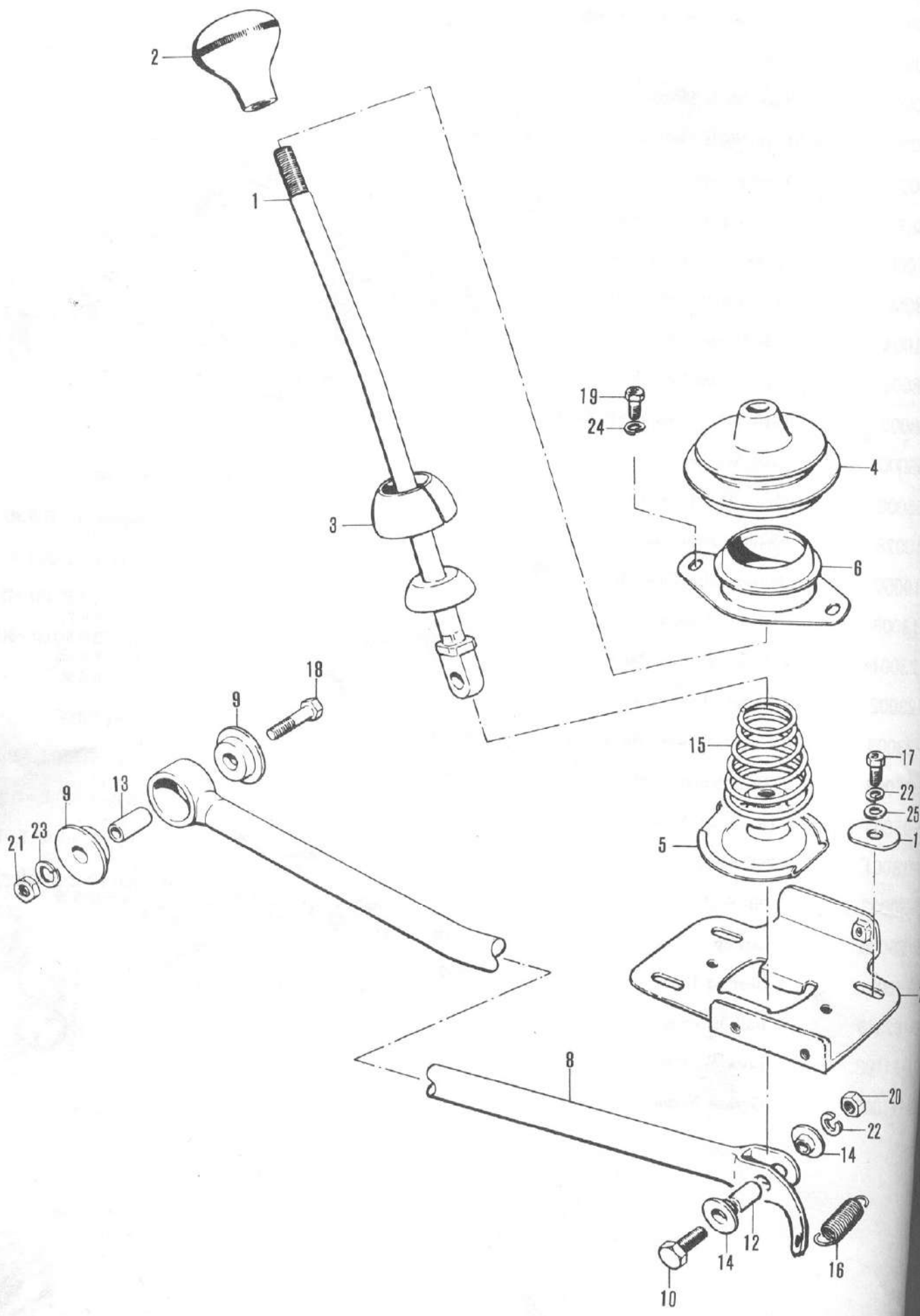
Ref.No.	Part No.	Description	Q'ty	F.O.B. Price	Applicable Model	Remarks
1	25120-58000	Gear Shifting Lever Case	1			
2	25185-58000	Case Gasket	1			
3	25211-58000	Low Speed Gear Shifting Fork	1			
4	25221-58000	High Speed Gear Shifting Fork	1			
5	25251-58000	Reverse Gear Shifting Fork	1			
6	25411-58000	Low Speed Shifting Shaft	1			L.=162 (6.38)
7	25421-58000	High Speed Shifting Shaft	1			L.=160 (6.29)
8	25451-58000	Reverse Shifting Shaft	1			L.=170 (6.69)
9	25510-58000	Gear Shifting Shaft Comp.	1			
10	25512-58000	Gear Shifting Shaft York	1			
11	25515-58000	Gear Shifting Shaft Boot	1			
12	25521-58000	Fork Lever Shaft	1			O.D.=10 (0.39), L.=99 (3.89)
13	25522-58000	Gear Shifting Fork Lever	1			
14	25530-58001	Selector Lever Comp.	1			
15	25540-58000	Gear Shifting Lever Comp.	1			
16	09100-06028	Case Bolt	5			6screw, L.=58 (2.28)
17	09135-06004	Selector Lever Bolt	1			
18	09180-12016	Gear Shifting Fork Spacer	1			I.D.=12.4 (0.49), O.D.=18 (0.71) L.=33.5 (1.3)
19	09205-04001	Gear Shifting Fork Pin	6			O.D.=4.9 (0.19), L.=22 (0.87)
20	09208-14002	Gear Shifting Lever Pin	1			
21	09241-10001	Fork Lover Shaft Plug	1			O.D.=10 (0.39), W.=4 (0.15)
22	09241-12001	Fork Shaft Plug	3			O.D.=12.1 (0.47), W.=6 (0.24)
23	09250-08001	Lock Ball Plug	1			
24	09261-03002	Fork Shaft Pin	1			O.D.=3 (0.12), L.=9.8 (0.39)
25	09284-14001	Oil Seal	1			I.D.=13 (0.51), O.D.=20 (0.78) W.=4 (0.16)
26	09440-07006	Stopper Spring (A)	2			O.D.=7.5 (0.29), L.=31 (1.22)
27	09440-07012	Stopper Spring (B)	1			O.D.=7.5 (0.29), L.=33.5 (1.31)
28	08211-14241	Thrust Washer	1			
29	08321-21068	Lock Washer	6			
30	08322-21068	Flat Washer	4			
31	08331-11149	Circlip	1			
32	06111-10004	Steel Ball	5			
33	24821-09000	Breather Plug	1			

Universal Joint-Differential Gear



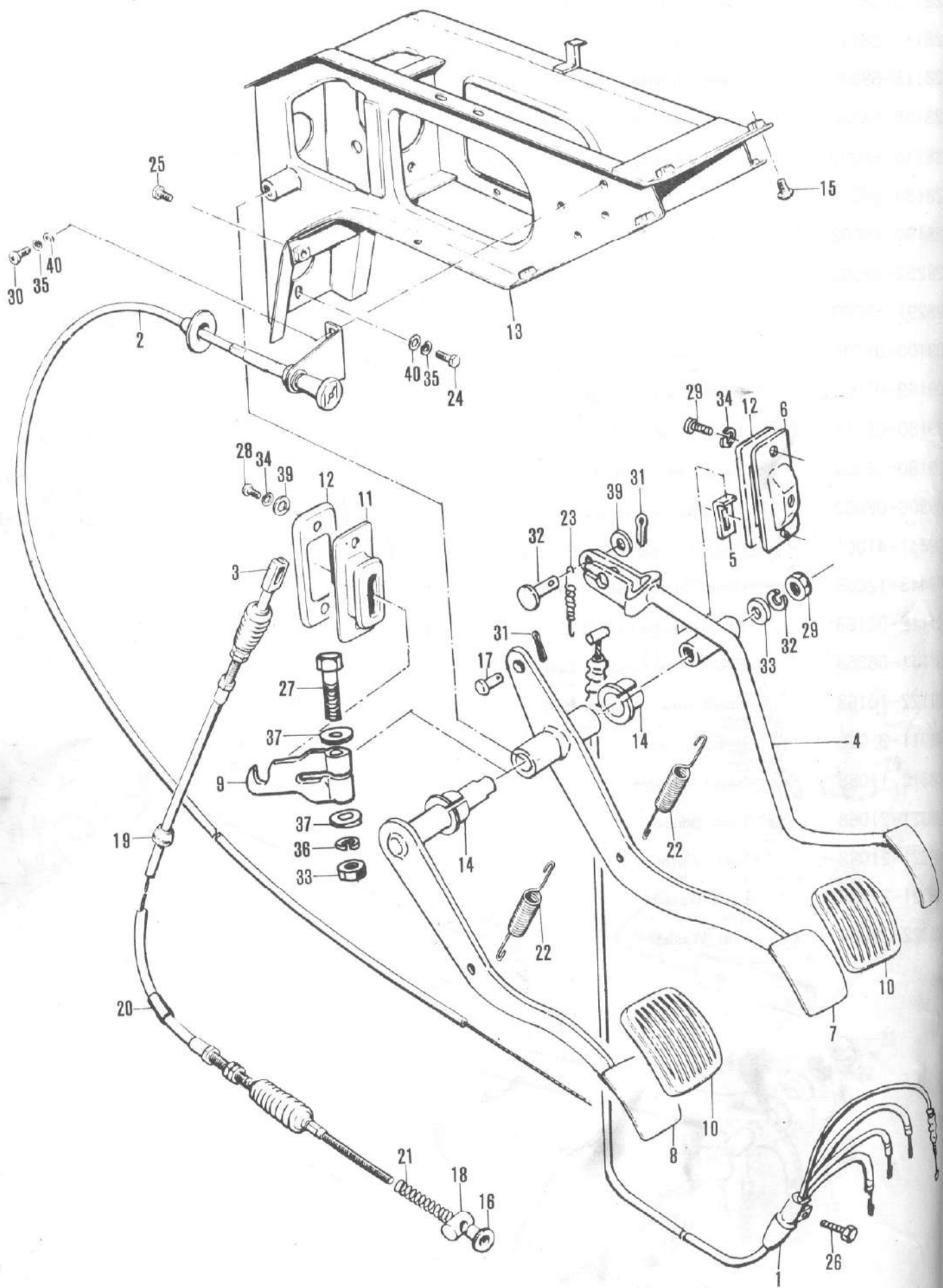
Universal Joint-Differential Gear

Ref.No.	Part No.	Description	Q'ty	F.O.B. Price	Applicable Model	Remarks
1	27110-58000	Universal Joint York Comp.	2			
2	27140-58000	Sliding York Comp.	2			
3	27150-58000	Drive Shaft Comp.	2			
4	27153-52020	Drive Shaft Boot	2			
5	27161-58000	Driving York	2			
6	27201-58833	Universal Joint Ass'y	4			
7	27331-51000	Differetial Side Pinion	2			N.T.=13
8	27341-58000	Differential Side Gear	2			N.T.=16
9	27351-51004	Side Pinion Shaft	1			O.D.=13(0.51),L.=86(3.39)
10	27411-58002	Differential Gear Right Case	1			
11	27421-58000	Differential Gear Left Case	1			
12	27425-58000	Lock Washer	2			
13	27511-58000	Drive Bevel Gear	1			N.T.=57
14	09100-10028	Driving Joint Bolt	8			10screw, L.=25(0.98)
15	09100-10050	Differential Case Bolt	4			10screw, L.=35(1.37)
16	09160-13003	Thrust Washer	2			I.D.= (0.51),OD.=25(0.98) T.=0.8(0.03)
17	09160-23001	Thrust Washer No. 1	0~2			I.D.=23(0.9),O.D.=34(1.34) T.=0.8(0.03)
	09160-23002	Thrust Washer No. 2	0~2			T.=1.0(0.04)
	09160-23003	Thrust Washer No. 3	0~2			T.=1.2(0.05)
18	09202-06004	Side Pinion Shaft Pin	1			O.D.=6(0.24),L.=23.5(0.87)
19	09205-05003	Universal Joint York Pin	2			O.D.=5(0.2),L.=45(1.78)
20	09280-18001	"O" Ring	2			I.D.=17.4(0.68),T.=3.1(1.22)
21	09283-30002	Oil Seal	2			I.D.=30(1.18),O.D.=62(2.44) W.=10(0.39)
22	09380-25005	Circlip	16			
23	09390-62001	Bearing Ring	2			
24	08163-62063	Ball Bearing	2			
25	08321-31108	Lock Washer	8			
26	08351-21008	Grease Nipple	2			



Gear Shifting Remoto Control

Ref.No.	Part No.	Description	Q'ty	F.O.B. Price	Applicable Model	Remarks
1	28110-58001	Gear Shifting Lever Comp.	1			
2	28113-58021	Gear Shifting Lever Knob	1			
3	28115-58030	Gear Shifting Lever Seat	1			
4	28135-58000	Gear Shifting Lever Boot	1			
5	28136-58001	Gear Shifting Lever Dust Seal	1			
6	28180-58001	Lever Housing Comp.	1			
7	28190-58002	Guide Plate Comp.	1			
8	28250-58002	Gear Shifting Shaft Comp.	1			
9	28291-58000	Joint Bushing	2			I.D.=12(0.47),O.D.=34(1.34) W.=9(0.35)
10	09100-06036	Joint Bolt	1			
11	09169-07002	Guide Plate Washer	4			
12	09180-06018	Front Joint Spacer	1			I.D.=6.1(0.24),O.D.=8(0.31) L.=12.4(0.49)
13	09180-08005	Shaft Joint Spacer	1			I.D.=8.2(0.32),O.D.=11(0.43) L.=21.5(0.83)
14	09306-08002	Lever Joint Bushing	2			I.D.=8(0.31),O.D.=20(0.78) W.=6.5(0.26)
15	09441-41001	Gear Shifting Lever Spring	1			
16	09443-12005	Gear Shifting Shaft Spring	1			
17	01112-06168	Strong Hexagon Bolt	4			
18	01141-08358	Small Head Hexagon Bolt	1			
19	01122-10168	Small Head Hexagon Bolt	2			
20	08311-31068	Hexagon Nut	1			
21	08312-11088	Small Hexagon Nut	1			
22	08321-21068	Lock Washer	5			
23	08321-21088	Lock Washer	1			
24	08321-21108	Lock Washer	2			
25	08322-21068	Flat Washer	4			

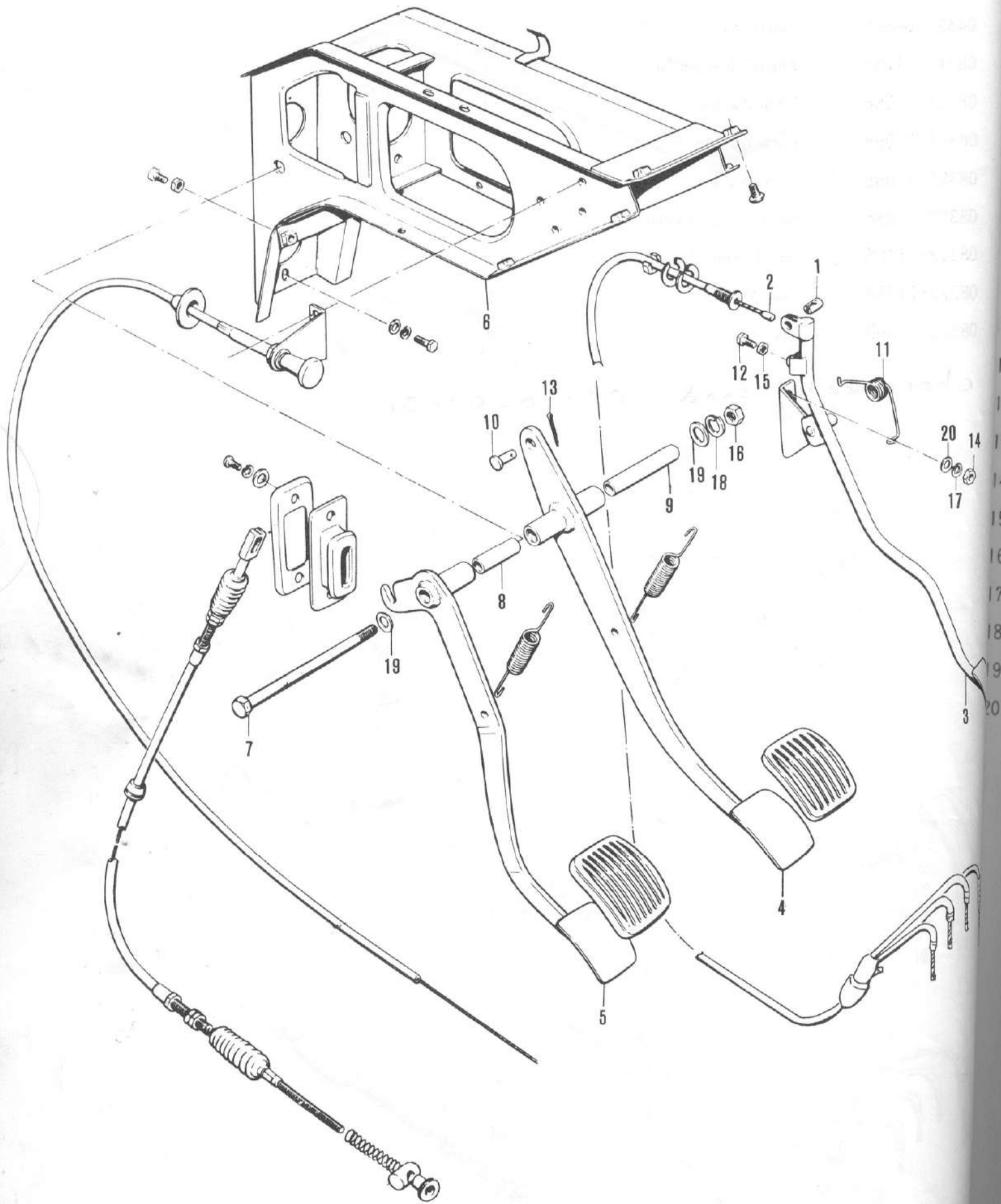


Foot Pedal-Pedal Bracket-Cable

Ref.No.	Part No.	Description	Q'ty	F.O.B. Price	Applicable Model	Remarks
1	15900-58210	Accelerator & Oil Pump Cable	1			
2	15930-58012	Choke Cable Ass'y	1			
3	23710-58012	Clutch Cable Ass'y	1			
4	28710-58200	Accelerator Pedal Comp.	1			
5	28745-58200	Pedal Stopper	1			
6	28782-58200	Dust Seal	1			
7	28810-58200	Brake Pedal Comp.	1			
8	28850-58201	Clutch Pedal Comp.	1			
9	28867-58200	Clutch Pedal Shaft Hook	1			
10	28911-51000	Pedal Pad	2			
11	28912-58000	Clutch Pedal Dust Seal	1			
12	28913-58000	Pedal Dust Seal Cover	2			
13	28930-58200	Pedal Bracket Comp.	1			
14	09306-14004	Pedal Shaft Bushing	4			
15	09125-06001	Pedal Bracket Screw	2			6screw, L.=12(0.47)
16	09150-06001	Clutch Cable Joint Nut	1			
17	09200-08007	Brake Push Pin	1			
18	09209-13002	Clutch Cable Joint Pin	1			
19	09308-14002	Clutch Cable Grommet	1			
20	09344-07003	Clutch Cable Tube	1			
21	09440-08001	Clutch Cable Spring	1			
22	09443-12006	Pedal Spring	2			
23	09448-11003	Accelerator Pedal Spring	1			
24	01131-06128	Hexagon Bolt	5			
25	01131-06168	Hexagon Bolt	1			
26	01112-06168	Hexagon Bolt	2			
27	01141-08508	Hexagon Bolt	1			
28	02111-05108	Cross Head Screw	2			
29	02111-05168	Cross Head Screw	2			
30	02111-06108	Cross Head Screw	2			

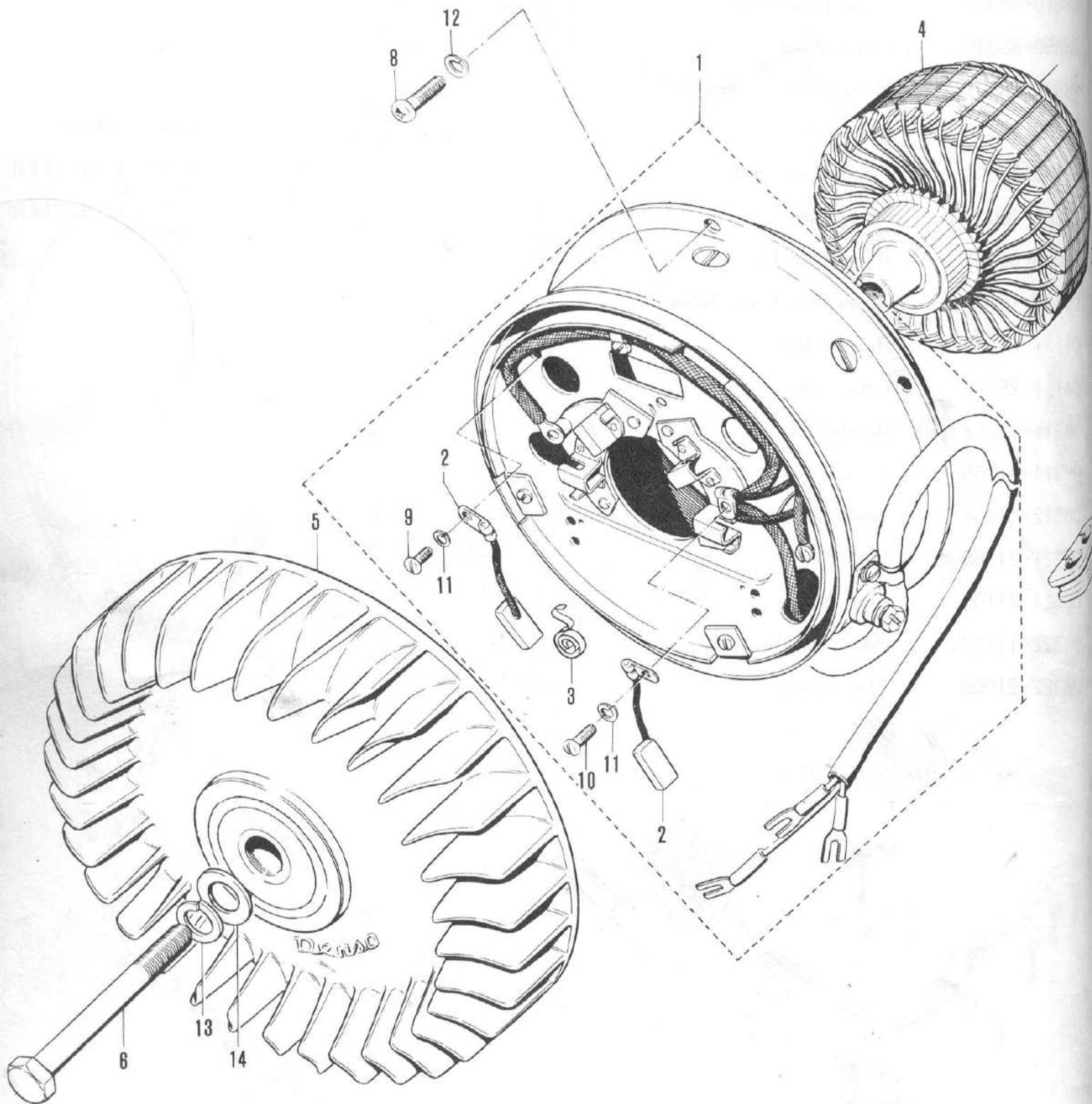
Part No.	Description	Qty
31 04111-25188	Cutter pin	1
32 04321-08508	Pedal Pin	1
33 08312-11088	Small Hexagon Nut	1
34 08321-21058	Lock Washer	2
35 08321-21068	Lock Washer	5
36 08321-21088	Lock Washer	1
37 08322-11088	Small Flat Washer	2
38 08322-11108	Small Flat Washer	1
39 08322-21058	Flat Washer	2
40 08322-21068	Flat Washer	7

choce kabel sind 00000-00031



Foot Pedal-Pedal Bracket-Cable (R.H.D)

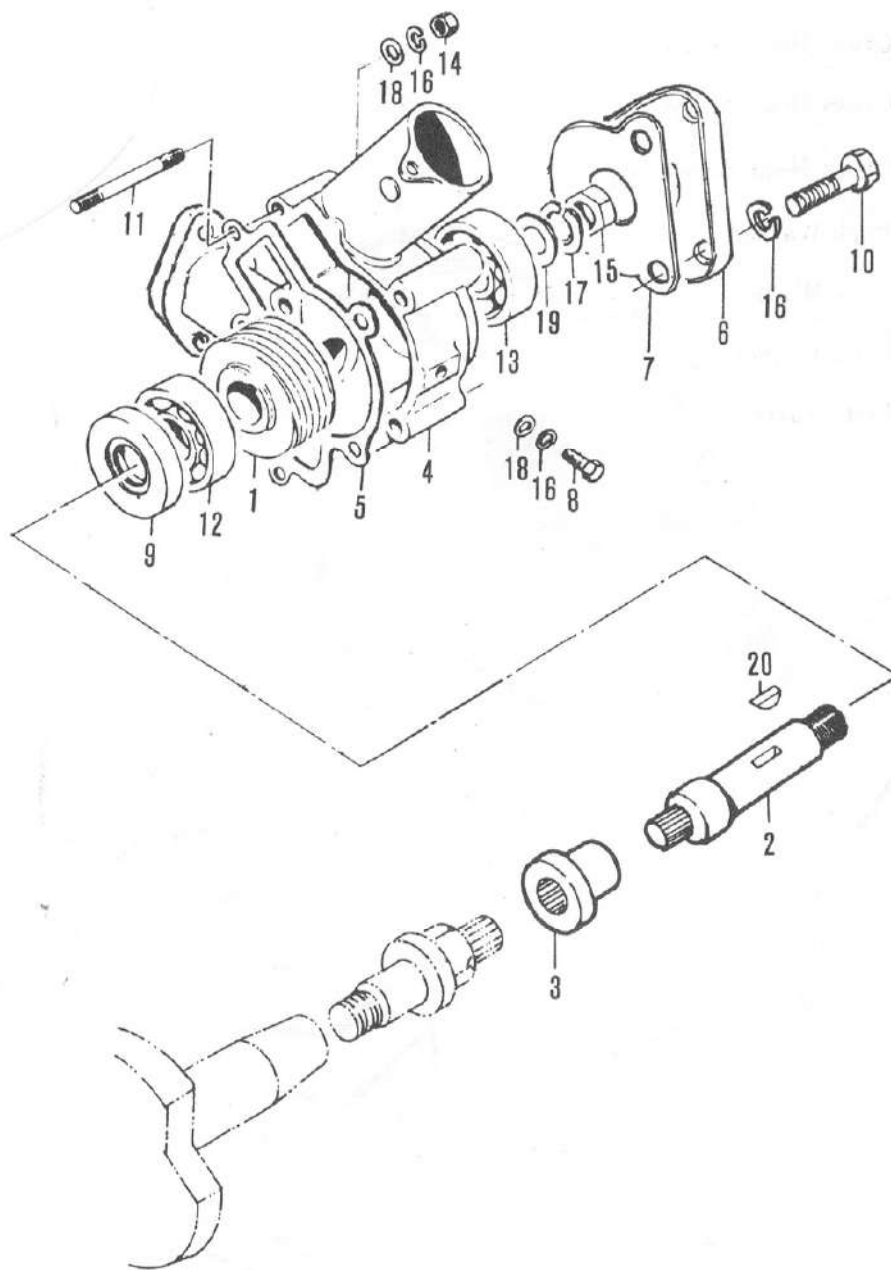
Ref.No.	Part No.	Description	Q'ty	F.O.B. Price	Applicable Model	Remarks
1	13683-51010	Cable Terminal	1			
2	15900-58010	Accelerator & Oil Pump Cable	1			
3	28710-58000	Accelerator Pedal Comp.	1			
4	28810-58000	Brake Pedal Comp.	1			
5	28850-58000	Clutch Pedal Comp.	1			
6	28930-58001	Pedal Bracket Comp.	1			
7	09100-10029	Pedal Bolt	1			10screw, L.=130 (5.12)
8	09180-10008	Clutch Pedal Spacer	1			I.D.=10.1 (0.40), O.D.=13 (0.51) L.=41.4 (1.62)
9	09180-10009	Brake Pedal Spacer	1			I.D.=10.1 (0.40), O.D.=13 (0.51) L.=68.1 (2.68)
10	09200-08007	Brake Push Pin	1			
11	09448-16003	Accelerator Pedal Spring	1			
12	01131-06168	Hexagon Bolt	2			
13	04111-25188	Cotter Pin	1			
14	08311-11068	Hexagon Nut	2			
15	08311-31068	Hexagon Nut	1			
16	08312-11108	Small Hexagon Nut	1			
17	08321-21068	Lock Washer	2			
18	08321-21108	Lock Washer	1			
19	08322-11108	Small Flat Washer	2			
20	08322-21068	Flat Washer	2			



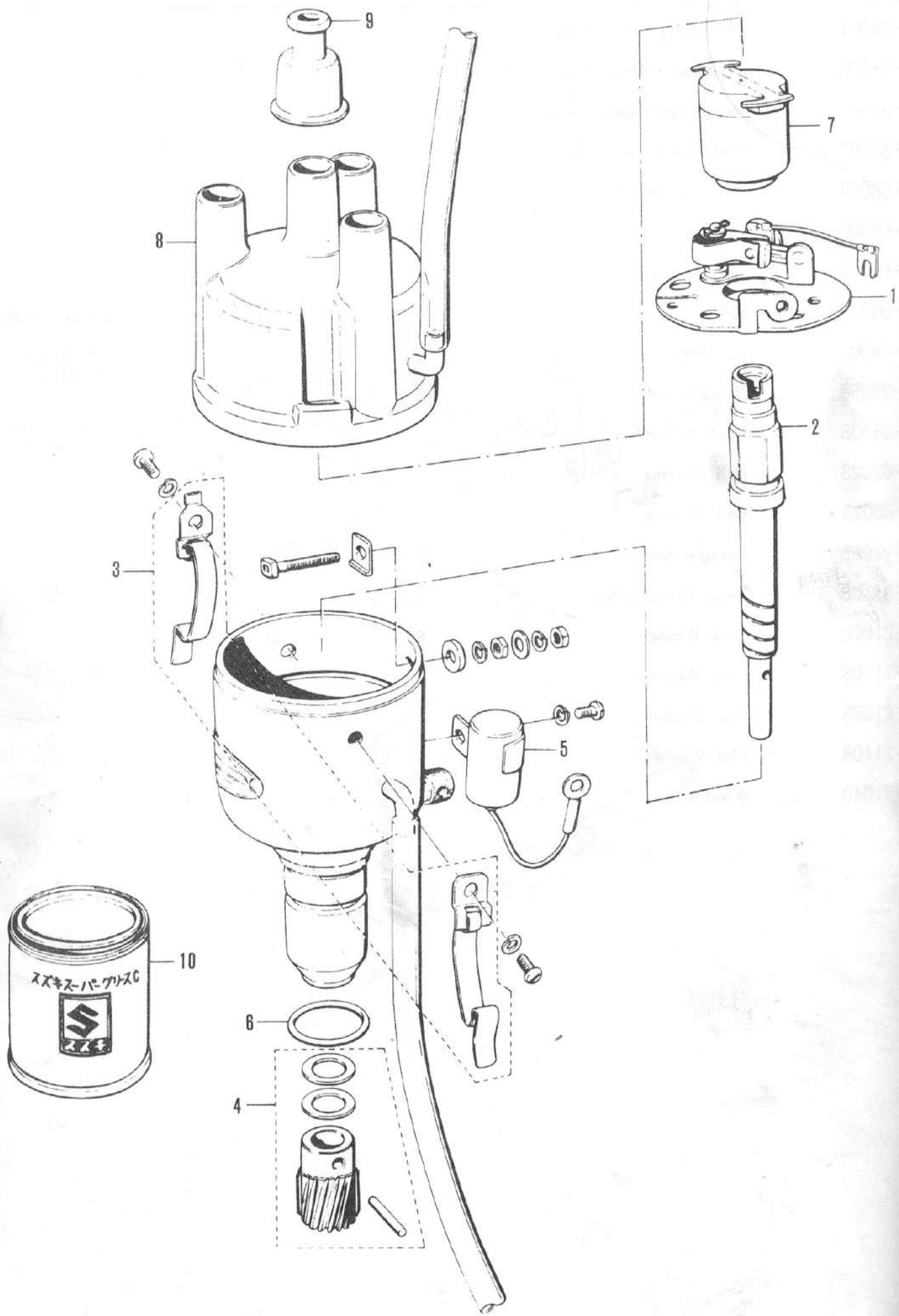
Starter Generator

Ref.No.	Part No.	Description	Q'ty	F.O.B. Price	Applicable Model	Remarks
1	31401-58013	Generator Stator Ass'y	1			
2	31631-58010	Carbon Brush	4			
3	31635-52010	Carbon Brush Spring	4			
4	31710-52013	Armature Comp.	1			
5	31761-58012	Fan Comp.	1			
6	31763-52010	Fan Bolt	1			
7	09309-09002	Lead Wire Grommet	1			
8	02111-06168	Cross Head Screw	5			
9	02111-04058	Cross Head Screw	2			
10	02111-04108	Cross Head Screw	2			
11	08321-21048	Lock Washer	4			
12	08321-21068	Lock Washer	5			
13	08321-21108	Lock Washer	1			
14	08322-21108	Flat Washer	1			

Distributor Drive

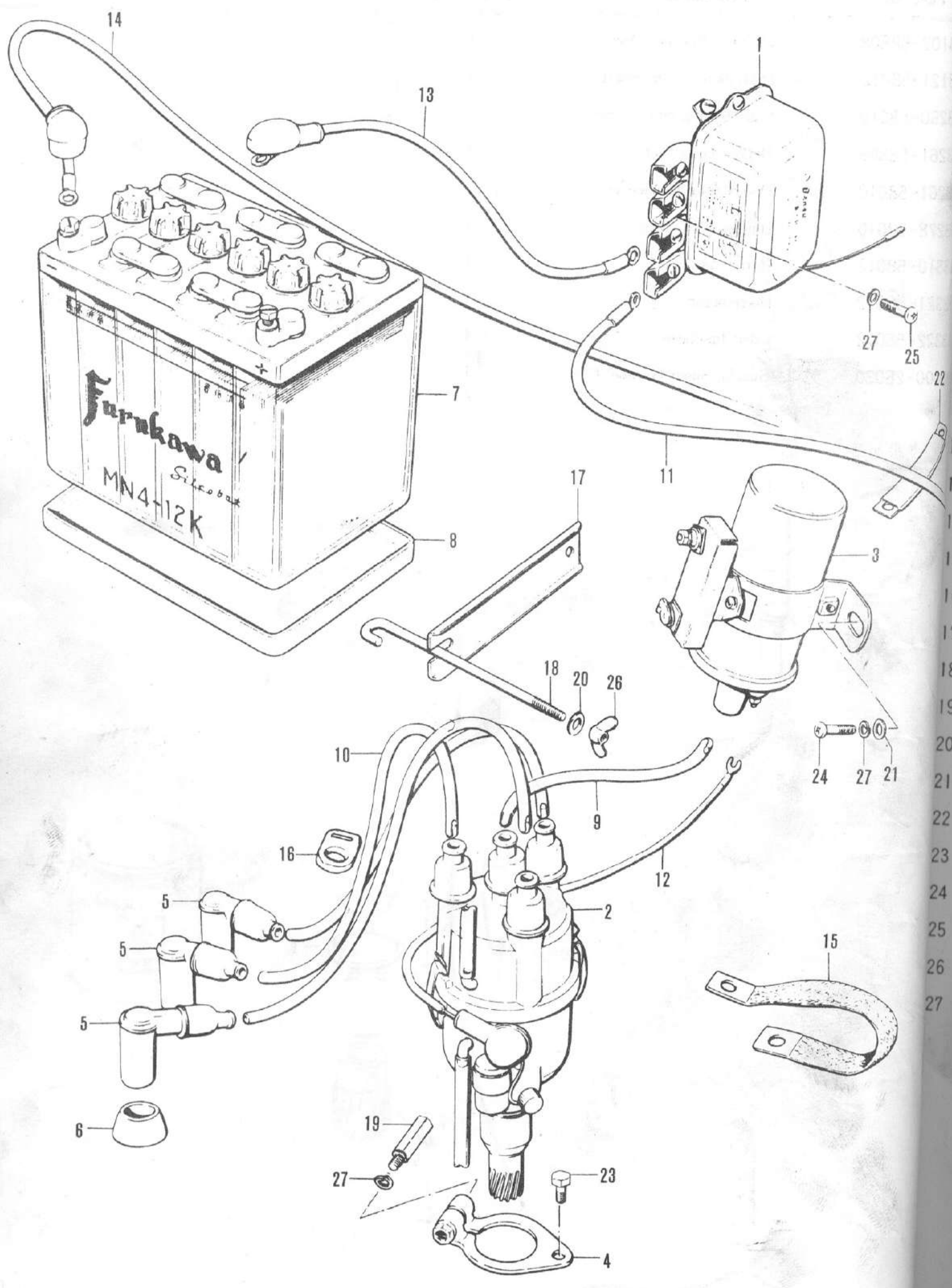


Ref.No.	Part No.	Description	Q'ty	F.O.B. Price	Applicable Model	Remarks
1	12551-58001	Distributor Drive Gear	1			N.T.=9
2	12555-58003	Distributor Drive Gear Shaft	1			
3	12556-58001	Drive Gear Shaft Sleeve	1			
4	12561-58002	Distributor Gear Case	1			
5	12562-58000	Case Gasket	1			
6	12571-58000	Bearing Cap	1			
7	12576-58000	Bearing Gasket	1			
8	09100-06029	Bolt	1			6screw, L.=10(0.39)
9	09282-19001	Oil Seal	1			I.D.=19(0.75),O.D.=35(1.38) W.=6(0.23)
10	01131-06558	Hexagon Bolt	3			
11	01421-06308	Stud Bolt	2			
12	08113-62023	Ball Bearing	1			
13	08123-62023	Ball Bearing	1			
14	08311-11068	Hexagon Nut	2			
15	08312-31108	Small Hexagon Nut	1			
16	08321-21068	Lock Washer	6			
17	08321-21108	Lock Washer	1			
18	08322-21068	Flat Washer	3			
19	08322-21108	Flat Washer	1			
20	08341-31040	Woodruff Key	1			



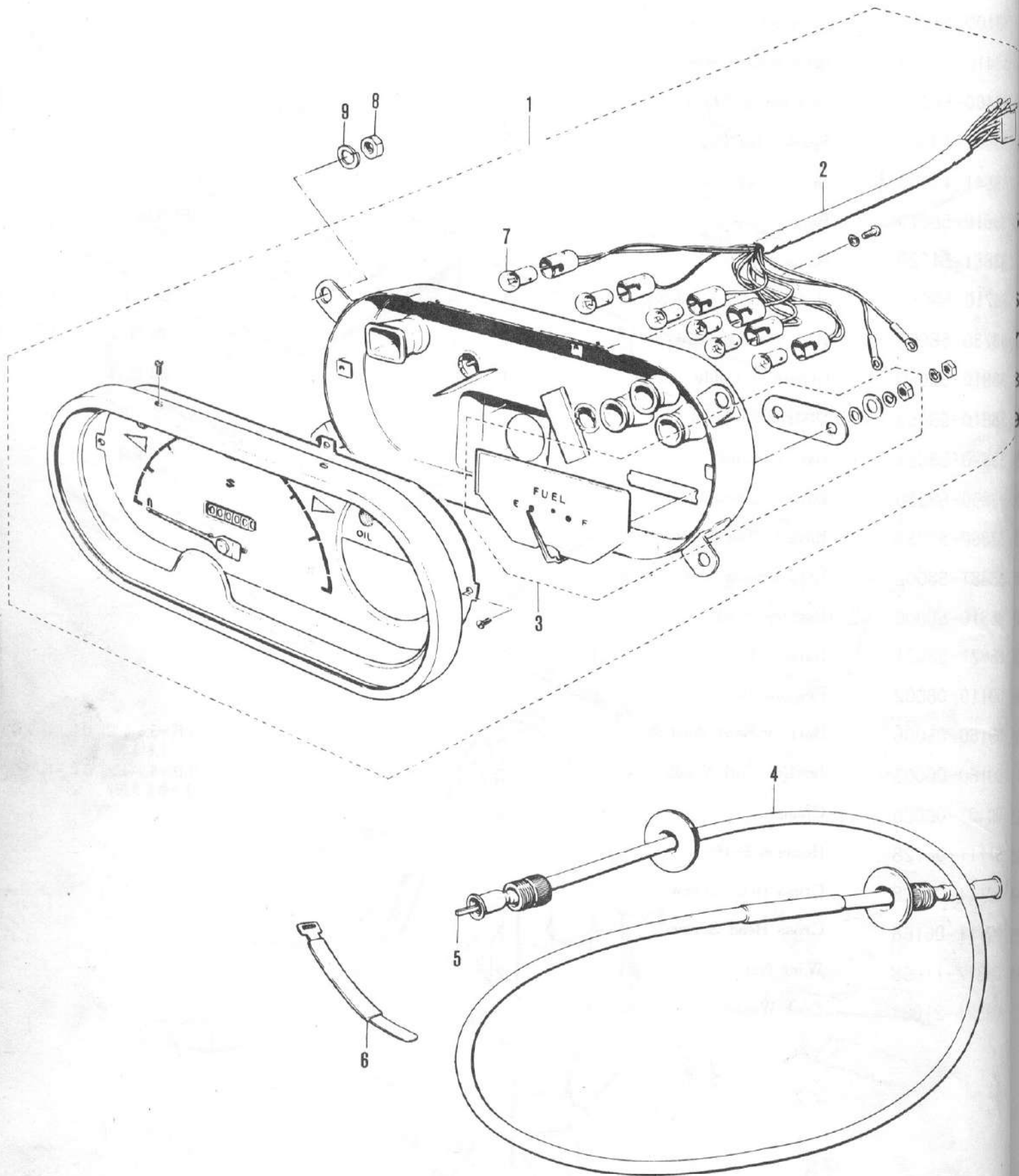
Distributor

Ref.No.	Part No.	Description	Q'ty	F.O.B. Price	Applicable Model	Remarks
1 -	33102-58808	Contact Breaker Ass'y	1			
2	33121-58012	Distributor Cam Shaft	1			
3 -	33250-58010	Cap Holding Spring Set	1			
4	33261-58809	Driven Gear Set	1			N.T.=18
5 -	33261-58010	Distributor Condenser	1			
6	33278-52010	Housing "O" Ring	1			
7 -	33310-58012	Rotor Ass'y	1			
8 -	33321-58012	Distributor Cap	1			
9	33322-58012	Cord Insulator	4			
10	99000-25030	Suzuki Super Grease "C"	1			O.P.T.



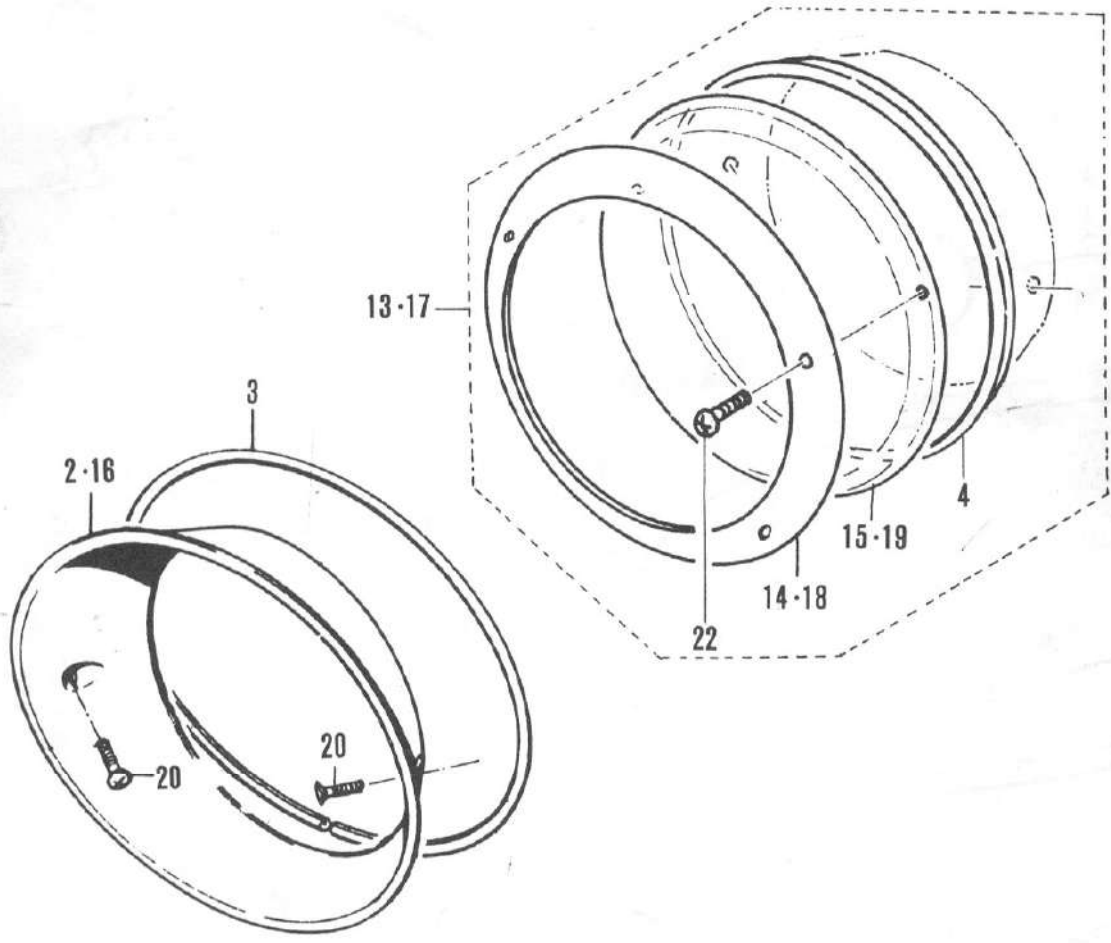
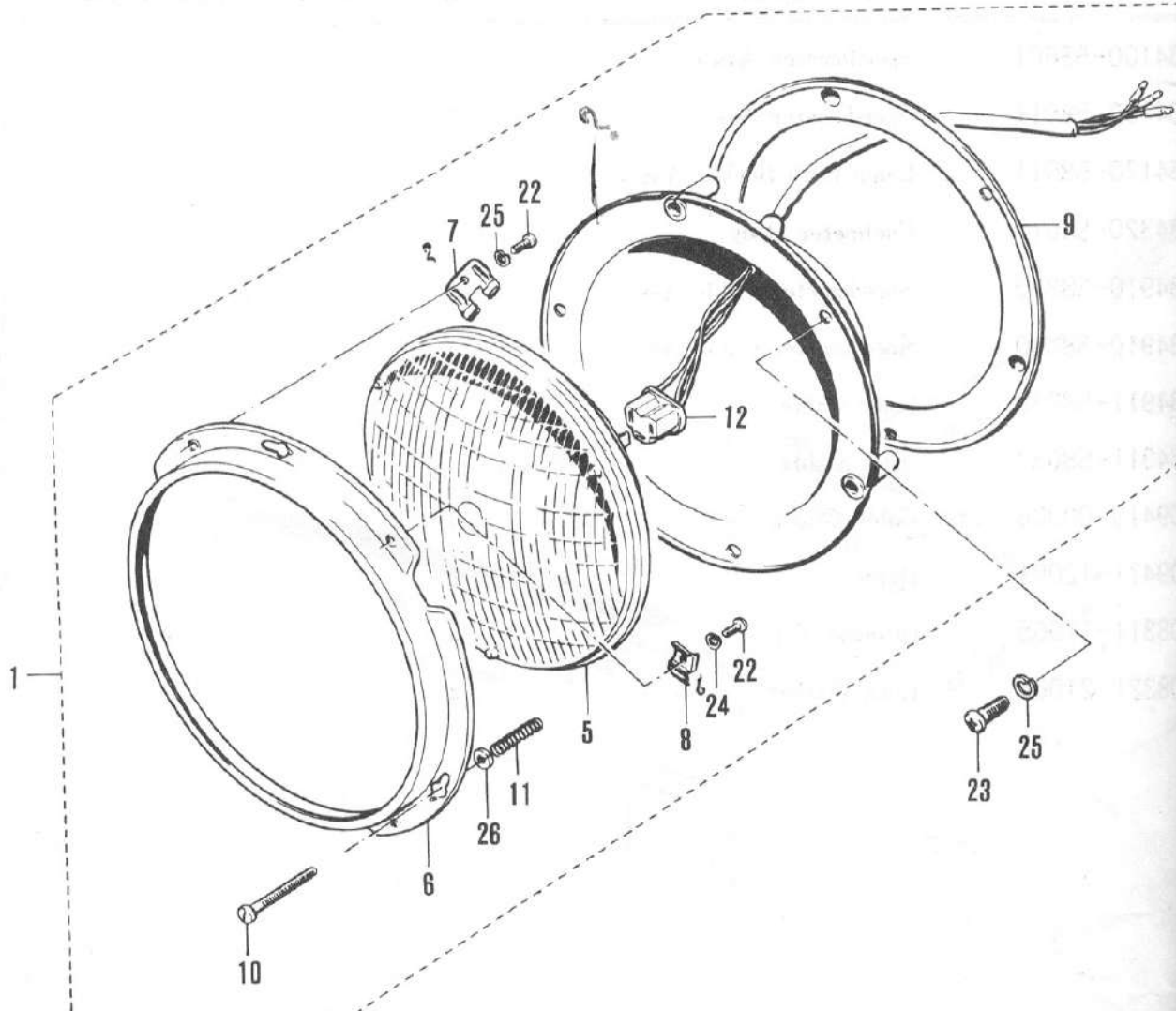
Regulator-Ignition Coil-Battery

Ref.No.	Part No.	Description	Q'ty	F.O.B. Price	Applicable Model	Remarks
1	32500-58011	Voltage Regulator Ass'y	1			
2	33100-58014	Distributor Ass'y	1			
3	33410-58010	Ignition Coil Ass'y	1			
4	33460-58001	Distributor Clamp	1			
5	33501-10801	Spark Plug Cap Ass'y	3			
6	33541-11000	Spark Plug Seal	3			
7	33610-58010	Battery Ass'y	1			12V, 24AH
8	33661-51020	Battery Tray	1			
9	33710-58051	High Tension Cord No. 1	1			L.=200 (7.8)
10	33730-58050	High Tension Cord	3			L.=490 (19.29)
11	33810-53050	Generator Cable	1			L.=480 (18.89)
12	36810-58050	Distributor Cord	1			L.=220 (8.66)
13	33820-58051	Battery Cord	1			L.=250 (9.84)
14	33850-58050	Battery Ground Cable	1			
15	33860-52051	Engine Ground Cable	1			
16	33881-58002	High Tension Cord Clamp	1			
17	85810-58000	Battery Band	1			
18	85821-58001	Battery Bolt	2			
19	09119-06002	Hexagon Bolt	1			
20	09160-05006	Battery Band Washer	2			I.D.=5.5 (0.22), O.D.=18 (0.71)
21	09160-06003	Ignition Coil Washer	2			T.=1.6 (0.06)
22	09403-00026	Clamp	3			I.D.=6.7 (0.26), O.D.=16 (0.62)
23	01111-06128	Hexagon Bolt	1			T.=0.8 (0.03)
24	02111-06128	Cross Head Screw	2			
25	02111-06168	Cross Head Screw	3			
26	08317-11058	Wing Nut	2			
27	08321-21068	Lock Washer	6			



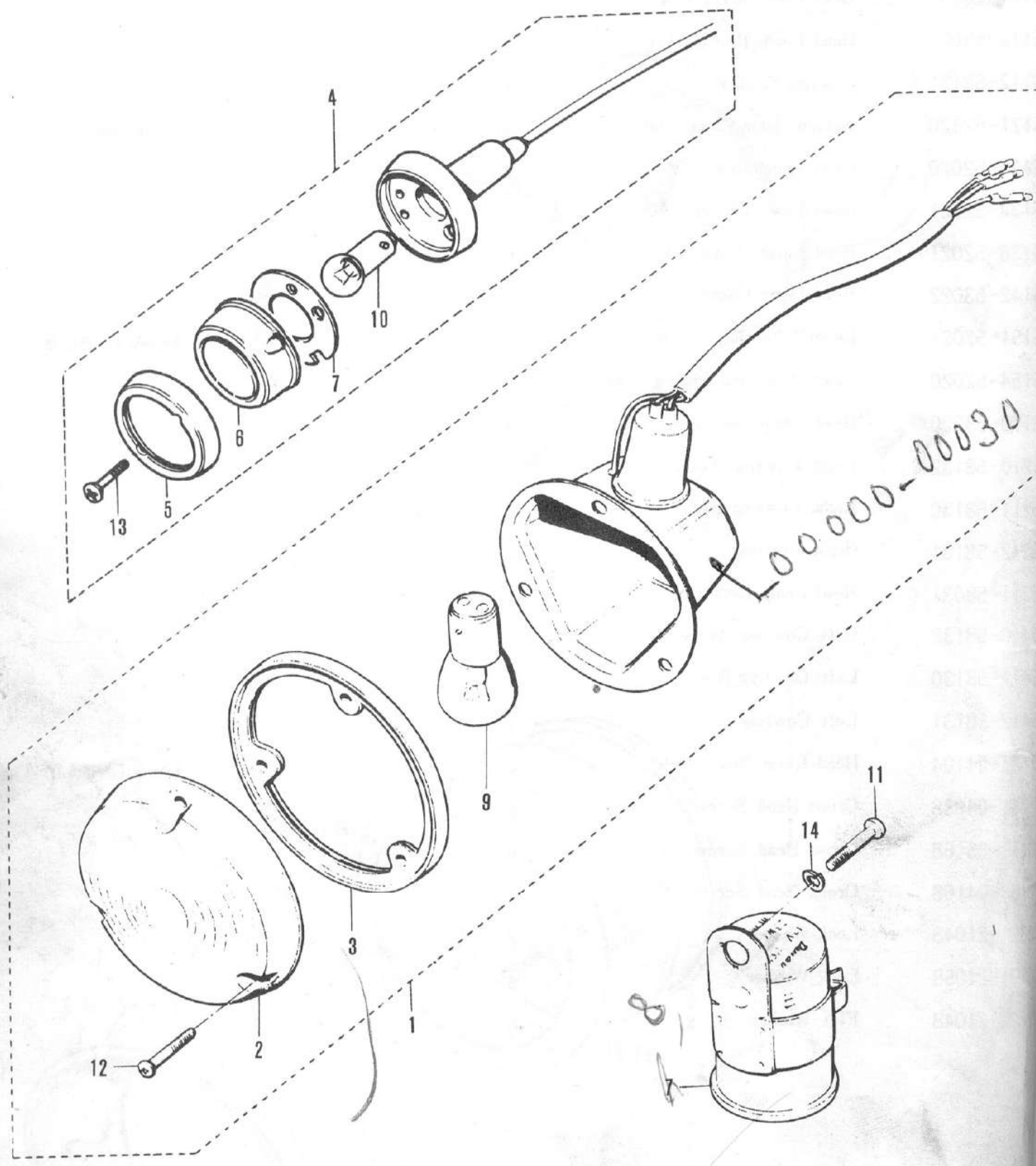
Speedometer-Speedometer Cable

Ref.No.	Part No.	Description	Q'ty	F.O.B. Price	Applicable Model	Remarks
1	34100-58601	Speedometer Ass'y	1			Mile scale
	34100-58011	Speedometer Ass'y	1			Km scale
2	34170-58011	Lamp Bulb Socket Ass'y	1			
3	34320-58012	Fuelmeter Body	1			
4	34910-58230	Speedometer Cable Ass'y	1			L.=1.400 (55.11) Includes Ref.No.5
	34910-58030	Speedometer Cable Ass'y	1			R.H.D. L.=1.330 (51.18) Includes Ref.No.5
5	34911-58230	Inner Cable	1			L.=1.400 (55.11)
	34911-58030	Inner Cable	1			R.H.D. L.=1.330 (51.18)
6	09410-00006	Cable Clamp	1			
7	09471-12001	Bulb	6			12V, 3W
8	08311-11068	Hexagon Nut	4			
9	08321-21068	Lock Washer	4			



Head Lamp-Head Lamp Cowling

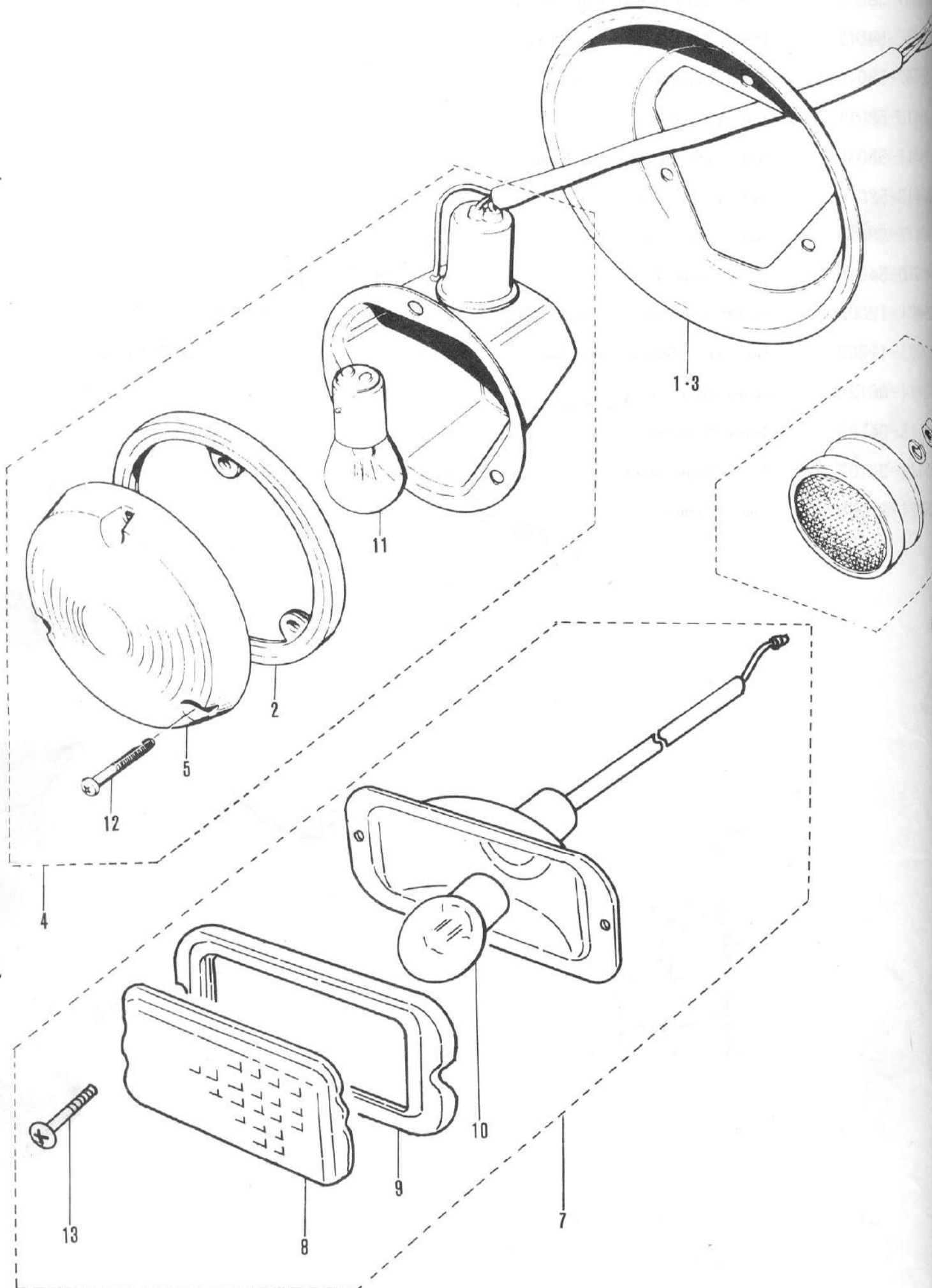
Ref.No.	Part No.	Description	Q'ty	F.O.B. Price	Applicable Model	Remarks
1	35100-58220	Head Lamp Ass'y	2			
2	35111-58031	Head Lamp Right Rim	1			
3	35112-58000	Head Lamp Rim Gasket	2			
4	35112-58131	Cowling Gasket	2			
5	35121-52320	Sealed Beam Lamp Unit	2			12V, 50/40W
6	35131-52020	Head Lamp Rim	2			
7	35132-52021	Head Lamp Plate (A)	2			
8	35136-52021	Head Lamp Plate (B)	6			
9	35142-53022	Head Lamp Gasket	2			
10	35151-52021	Lamp Adjusting Screw	6			5 screw, L.=35(1.38)
11	35154-52020	Lamp Adjusting Spring	6			
12	35170-53020	Head Lamp Socket Ass'y	2			
13	35210-58132	Right Cowling Ass'y	1			
14	35211-58130	Right Cowling Rim	1			
15	35212-58131	Right Cowling	1			
16	35311-58031	Head Lamp Left Rim	1			
17	35410-58132	Left Cowling Ass'y	1			
18	35411-58130	Left Cowling Rim	1			
19	35412-58131	Left Cowling	1			
20	09127-04104	Head Lamp Rim Screw	4			4screw, L.=18(0.71)
21	02111-04088	Cross Head Screw	8			
22	02111-05168	Cross Head Screw	6			
23	02133-04168	Cross Head Screw	6			
24	08321-21048	Lock Washer	8			
25	08321-21058	Lock Washer	6			
26	08322-21048	Flat Washer	6			



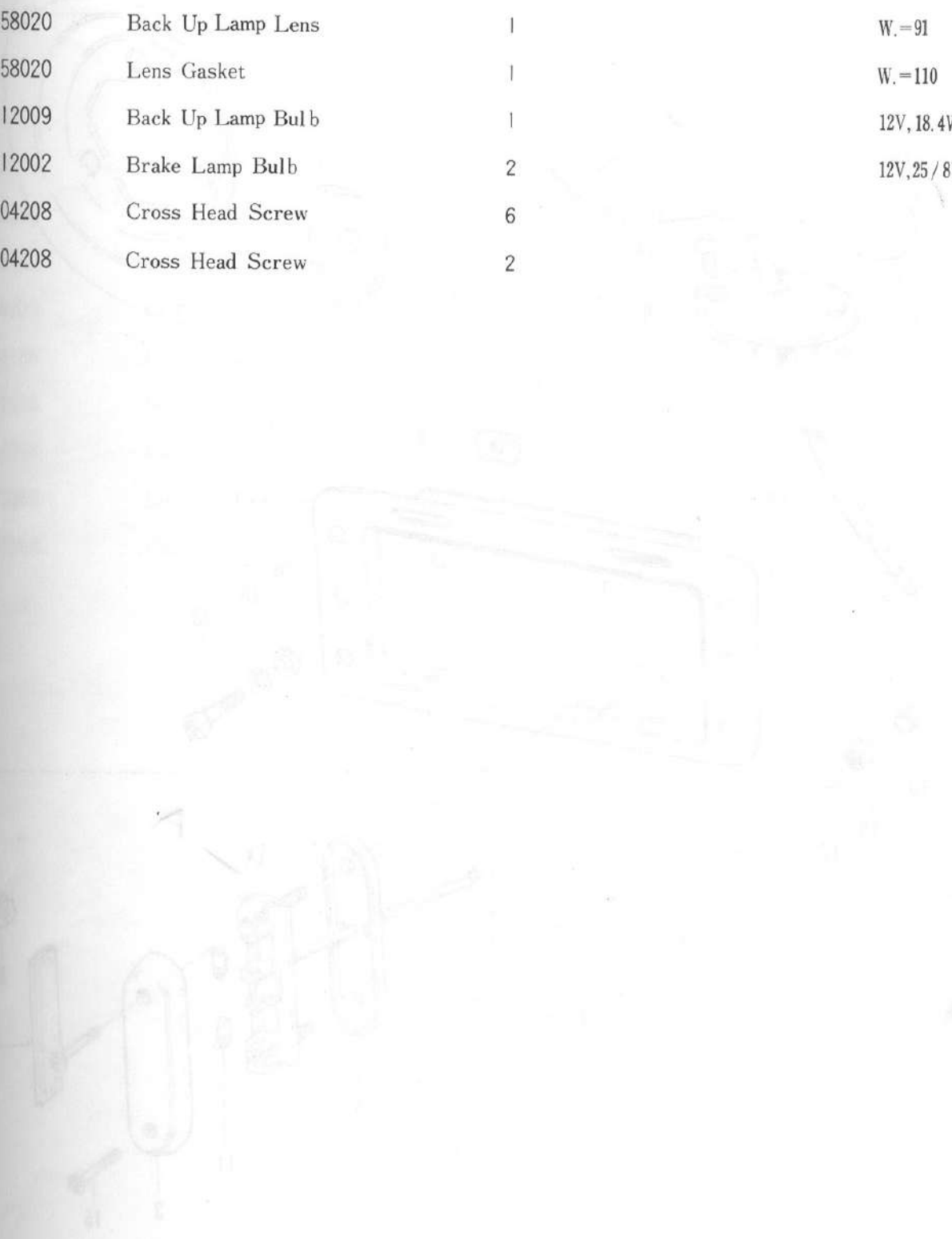
Signal Lamp Turn Signal Relay

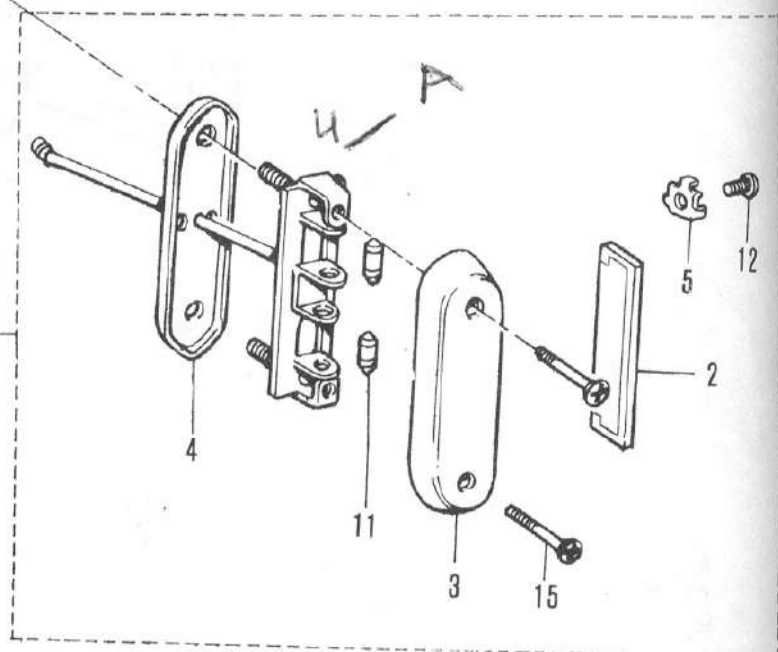
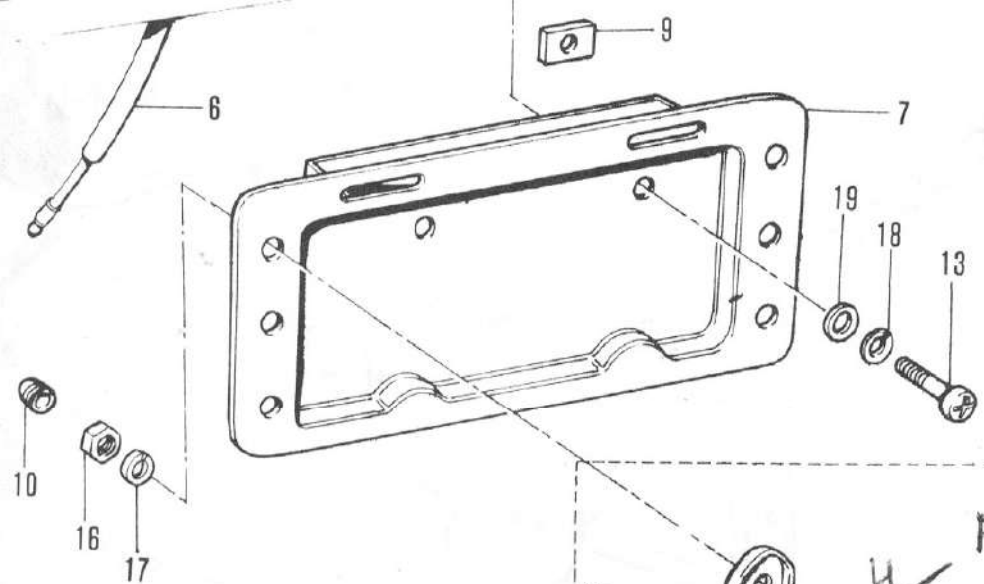
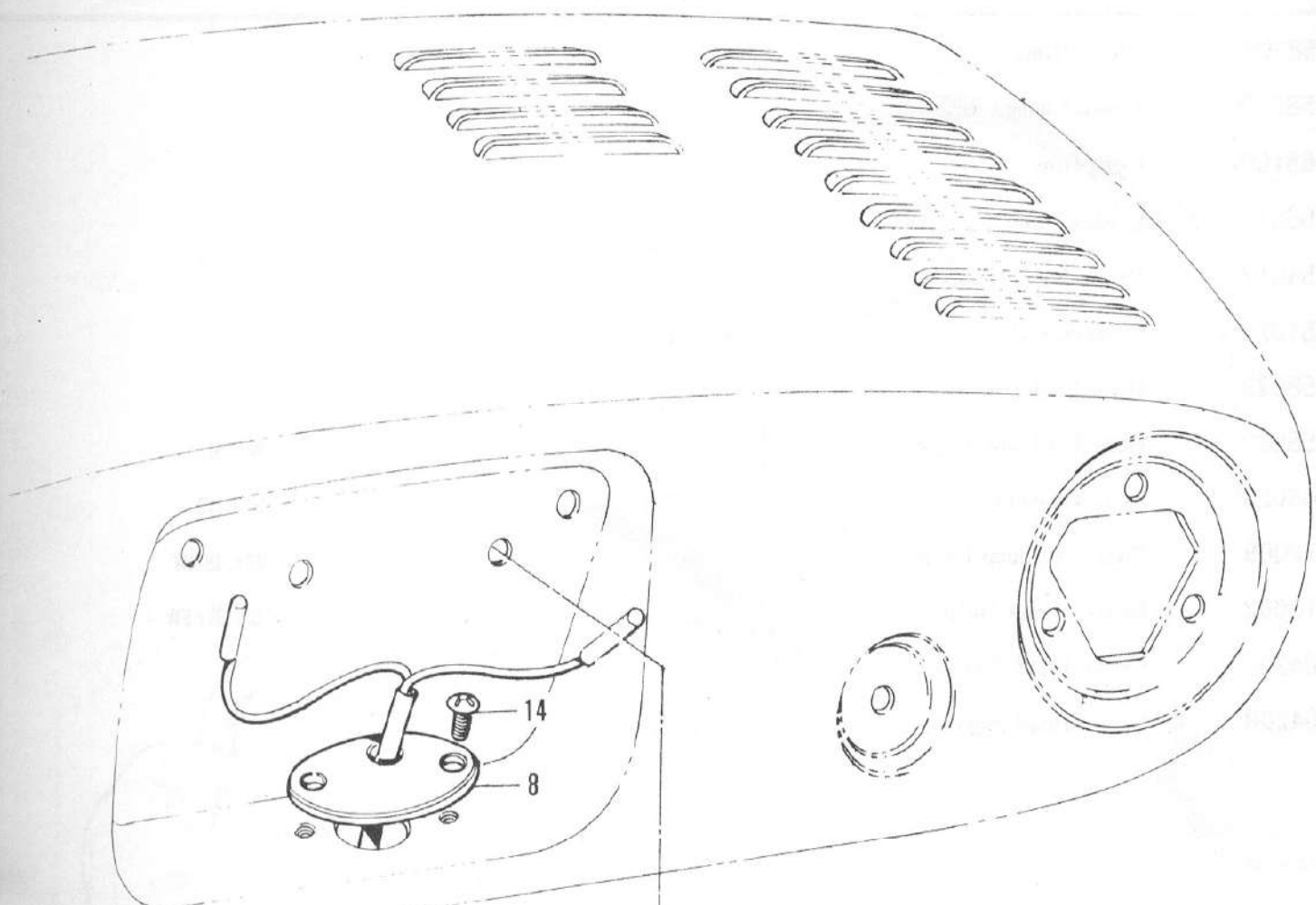
Ref.No	Part No.	Description	Q'ty	F.O.B. Price	Applicable Model	Remarks
1	35601-58013	Front Turn Signal Lamp Ass'y	2			
2	35652-54012	Front Turn Signal Lamp Lens	2			
3	35657-58010	Front Lamp Lens Gasket	2			
4	36410-58011	Side Turn Signal Lamp Ass'y	2			
5	36411-58010	Side Turn Signal Lamp Rim	2			
6	36412-58010	Side Turn Signal Lamp Lens	2			
7	36413-58010	Side Lamp Lens Gasket	2			
8	38610-54010	Turn Signal Relay Ass'y	1			
9	09471-12002	Front Turn Signal Lamp Bulb	2			12V,25/8W
10	09471-12007	Side Turn Signal Lamp Bulb	2			12V,6W
11	02111-06128	Cross Head Screw	1			
12	02113-04208	Cross Head Screw	6			
13	03111-03107	Cross Head Screw	4			
14	08321-21068	Lock Washer	1			





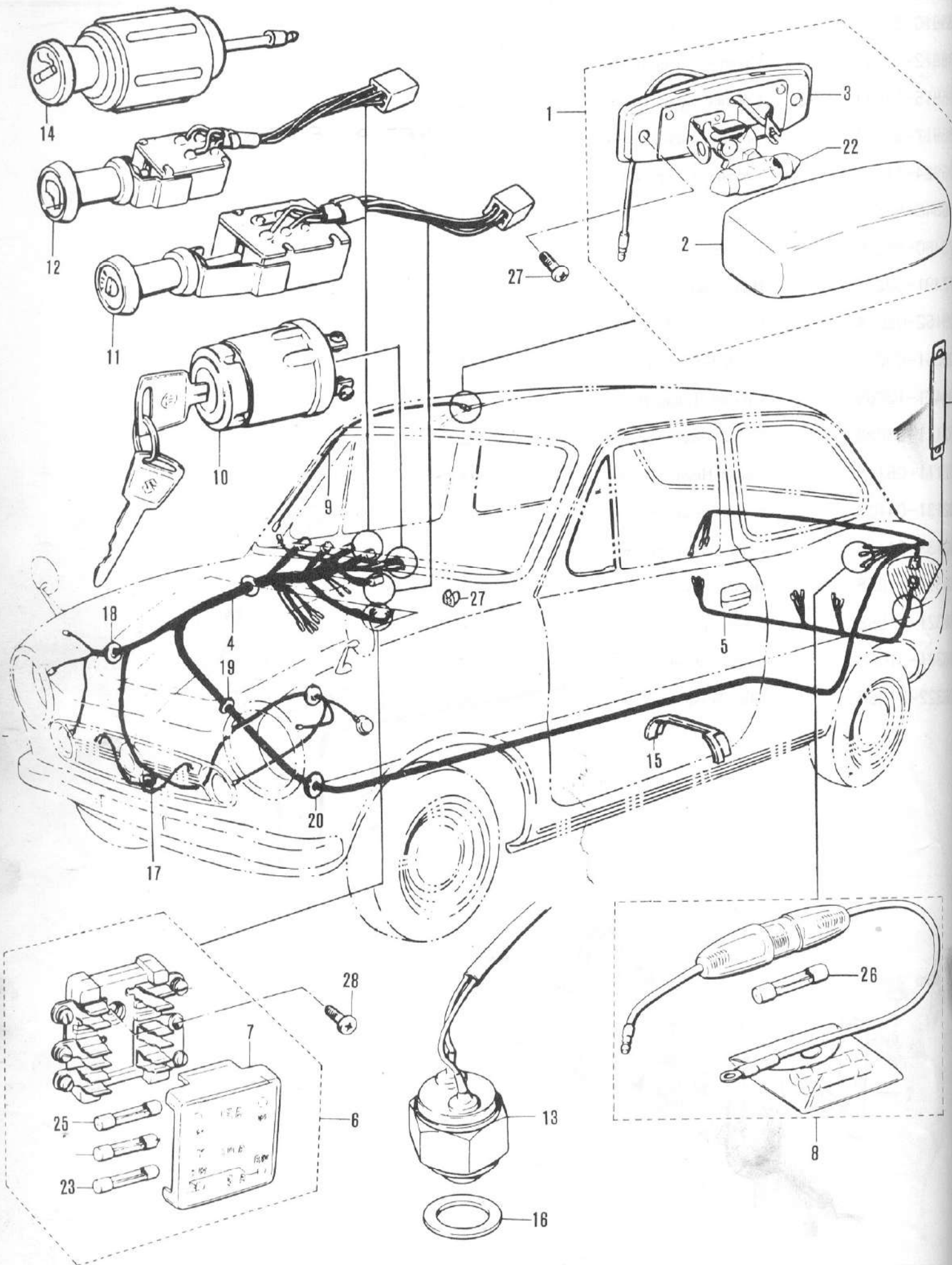
Ref.No.	Part No.	Description	Q'ty	F.O.B. Price	Applicable Model	Remarks
1	35651-58100	Right Rim	1			
2	35613-58010	Brake Lamp Gasket	2			
3	35671-58100	Left Rim	1			
4	35603-58011	Brake Lamp Ass'y	2			
5	35712-54012	Brake Lamp Lens	2			
6	35950-51021	Reflector Ass'y	2			
7	36250-58032	Back Up Lamp Ass'y	1			
8	36252-58020	Back Up Lamp Lens	1			W.=91
9	36253-58020	Lens Gasket	1			W.=110
10	09471-12009	Back Up Lamp Bulb	1			12V, 18.4W
11	09471-12002	Brake Lamp Bulb	2			12V, 25/8W
12	02113-04208	Cross Head Screw	6			
13	02133-04208	Cross Head Screw	2			





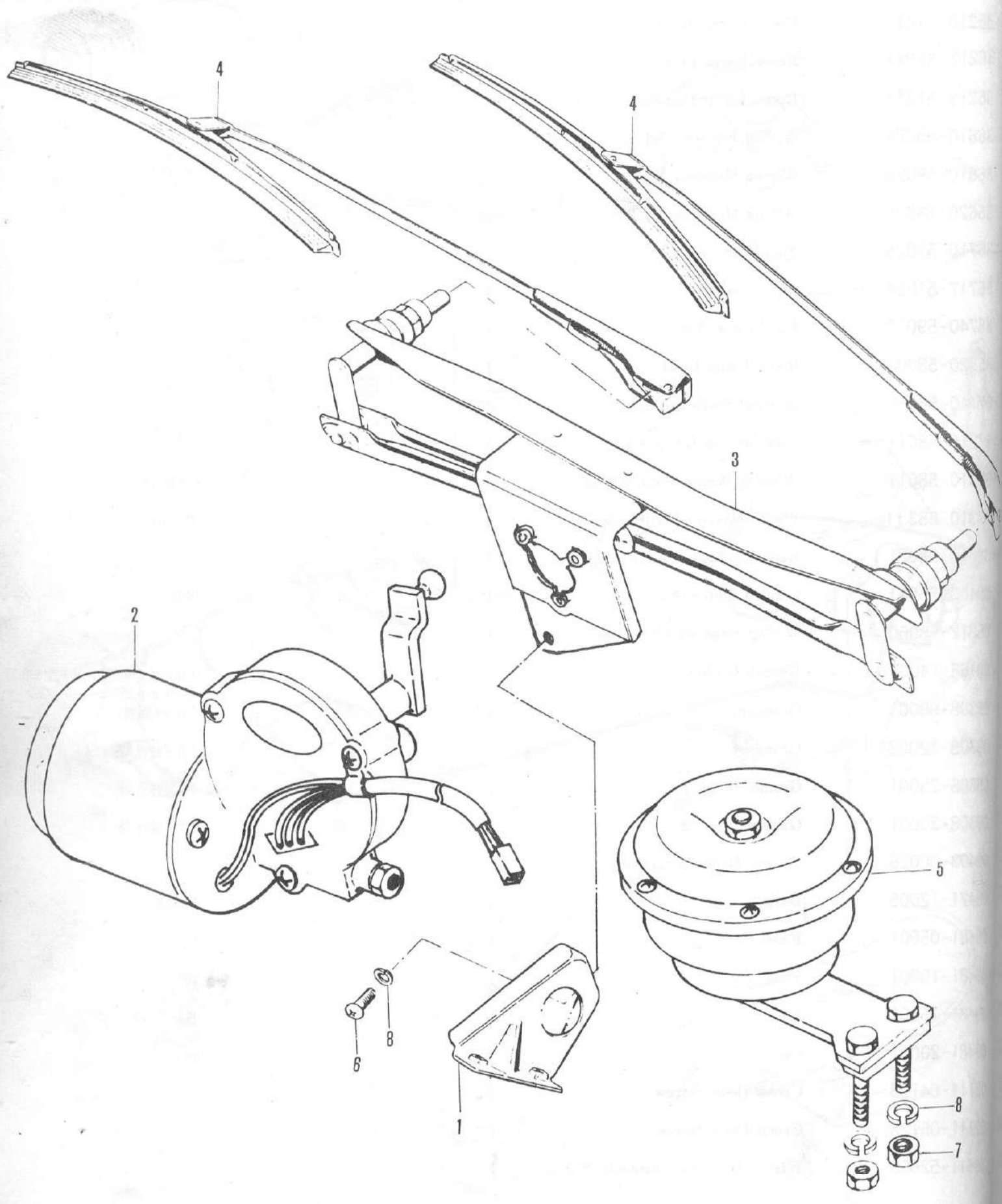
Licence Lamp

Ref.No.	Part No.	Description	Q'ty	F.O.B. Price	Applicable Model	Remarks
1	35910-51011	Licence Lamp Ass'y.	2			
2	35912-51012	Licence Lamp Lens	2			
3	35915-51011	Licence Lamp Housing	2			
4	35917-51011	Licence Lamp Gasket	2			MET A FITTING
5	35924-51012	Licence Lamp Nut	2			
6	36840-58220	Licence Lamp Cord	1			
7	72480-58200	Licence Plate Comp.	1			
8	72491-58200	Hole Cap	1			
9	09152-06014	Licence Plate Nut	2			
10	09251-09001	Lamp Bolt Cap	4			
11	09471-12005	Licence Lamp Bulb	4			
12	02111-03088	Cross Head Screw	4			
13	02111-06168	Cross Head Screw	4			
14	02131-04108	Cross Head Screw	2			
15	02133-04188	Cross Head Screw	4			
16	08311-11058	Hexagon Nut	4			
17	08321-11058	Lock Washer	4			
18	08321-21068	Lock Washer	4			
19	08322-21068	Flat Washer	4			



Wiring Harness-Switch

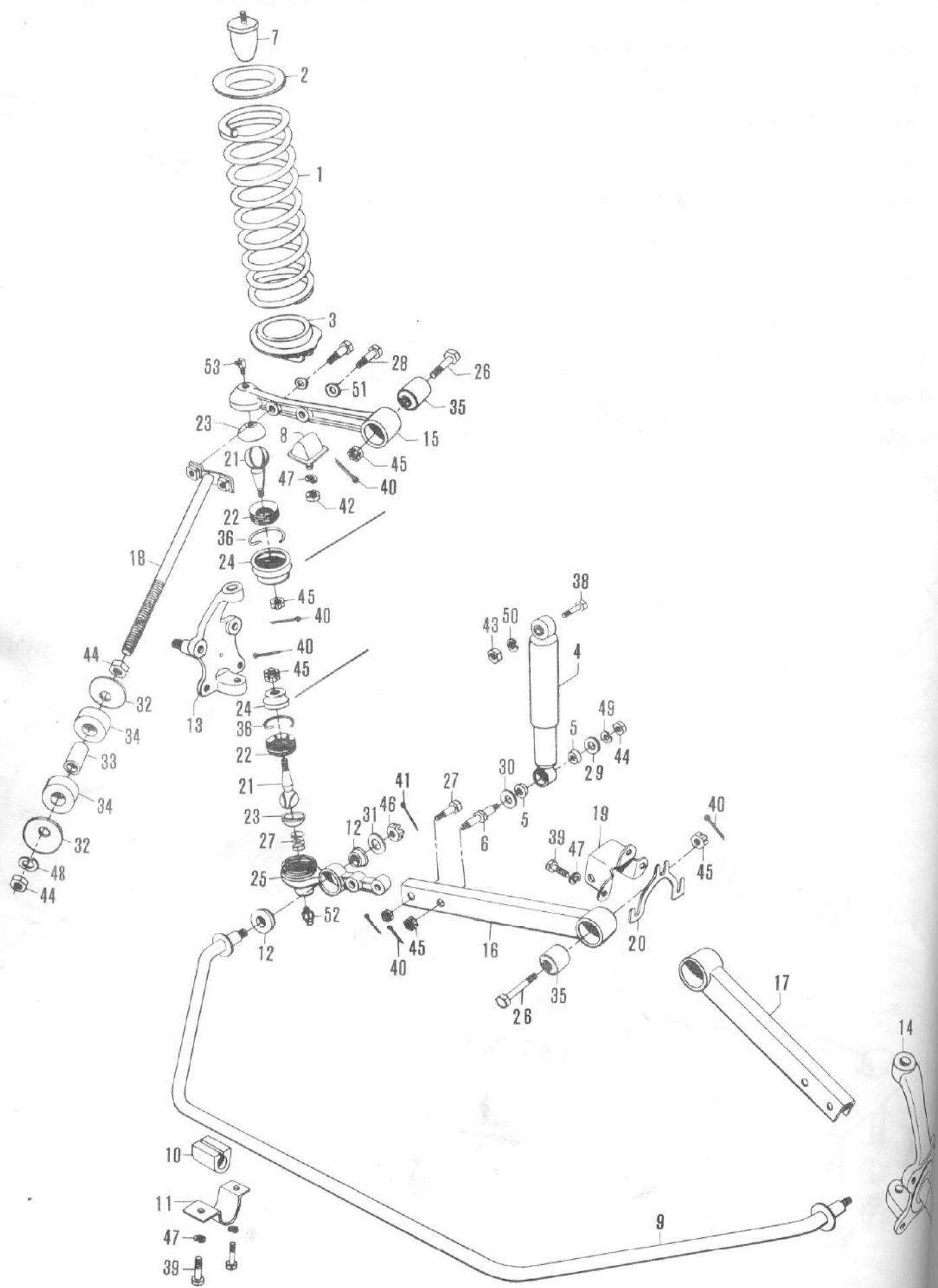
Ref.No.	Part No.	Description	Q'ty	F.O.B. Price	Applicable Model	Remarks
1	36210-51011	Room Lamp Ass'y	1			
2	36212-51011	Room Lamp Lens	1			
3	36219-51013	Room Lamp Housing	1			
4	36610-58222	Wiring Harness No. 1	1			
	36610-58025	Wiring Harness No. 1	1			R.H.D.
5	36620-58020	Wiring Harness No. 2	1			
6	36710-51025	Fuse Box Ass'y	1			
7	36717-51024	Fuse Cover	1			
8	36740-59010	Fuse Case Ass'y	1			
9	36820-58000	Room Lamp Cord	1			
10	37110-58010	Ignition Switch Ass'y	1			
11	37210-58011	Lighting Switch Ass'y	1			
12	37310-58011	Window Wiper Switch Ass'y	1			STD,DX.
	37310-58311	Window Wiper Switch Ass'y	1			S.P.DX.
13	37610-58021	Back Up Lamp Switch Ass'y	1			
14	39400-55011	Cigar Lighter Ass'y	1			S.P.DX.
15	65812-58000	Wiring Harness Protector	1			
16	09168-14001	Switch Gasket	1			I.D.=14.5 (0.57), O.D.=20.5 (0.8) T.=1.0 (0.39)
17	09308-09001	Grommet	1			I.D.=9 (0.35)
18	09308-12002	Grommet	2			I.D.=12 (0.47)
19	09308-25001	Grommet No. 1	1			I.D.=25 (0.98)
20	09308-30001	Grommet No. 2	5			I.D.=30 (1.18)
21	09403-00026	Wiring Harness Clamp	1			
22	09471-12005	Bulb	1			12V 5W
23	09481-05001	Fuse	1			5A
24	09481-10001	Fuse	1			10A
25	09481-15001	Fuse	1			15A
26	09481-20001	Fuse	3			20A
27	02111-04128	Cross Head Screw	2			
28	02111-05128	Cross Head Screw	1			
29	36611-52600	Wiring Harness Terminal Socket	1			



Window Wiper-Horn

Ref. No.	Part No.	Description	Q'ty	F.O.B. Price	Applicable Model	Remarks
1	28971-58000	Wiper Motor End Bracket	1			
2	38101-58013	Wiper Motor Ass'y	1			
	38101-58311	Wiper Motor Ass'y	1			S.P.DX
3	38102-58102	Wiper Link Ass'y	1			
4	38310-58242	Wiper Arm & Blade Ass'y	2			
	38310-58042	Wiper Arm & Blade Ass'y	2			R.H.D
5	38500-58010	Horn Ass'y	1			High Pitched
	35501-58010	Horn Ass'y	1			Low Pitched
6	02111-06128	Cross Head Screw	1			
7	08311-11068	Hexagon Nut	2			
8	08321-21068	Lock Washer	4			

Front Suspension

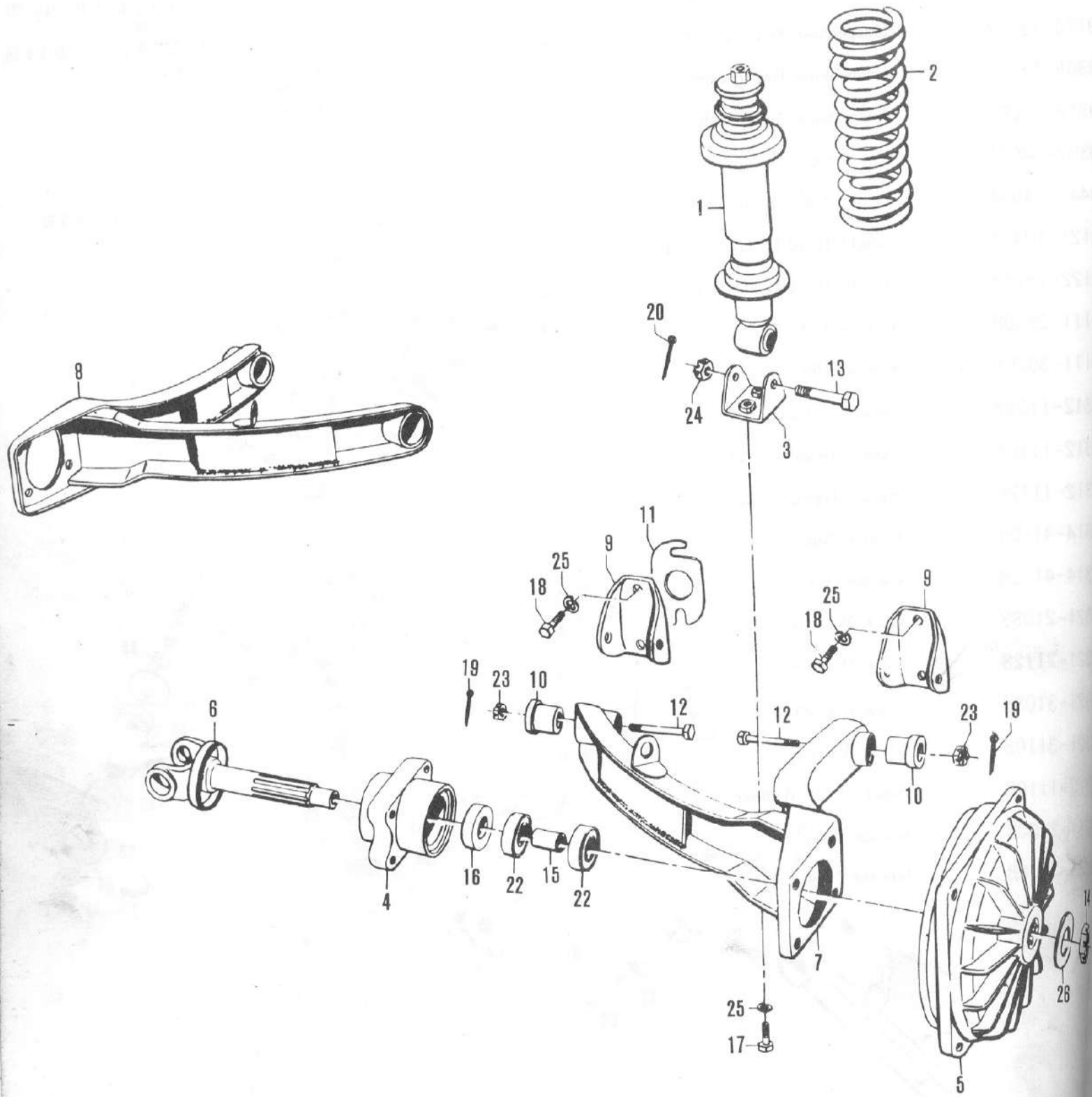


Front Suspension

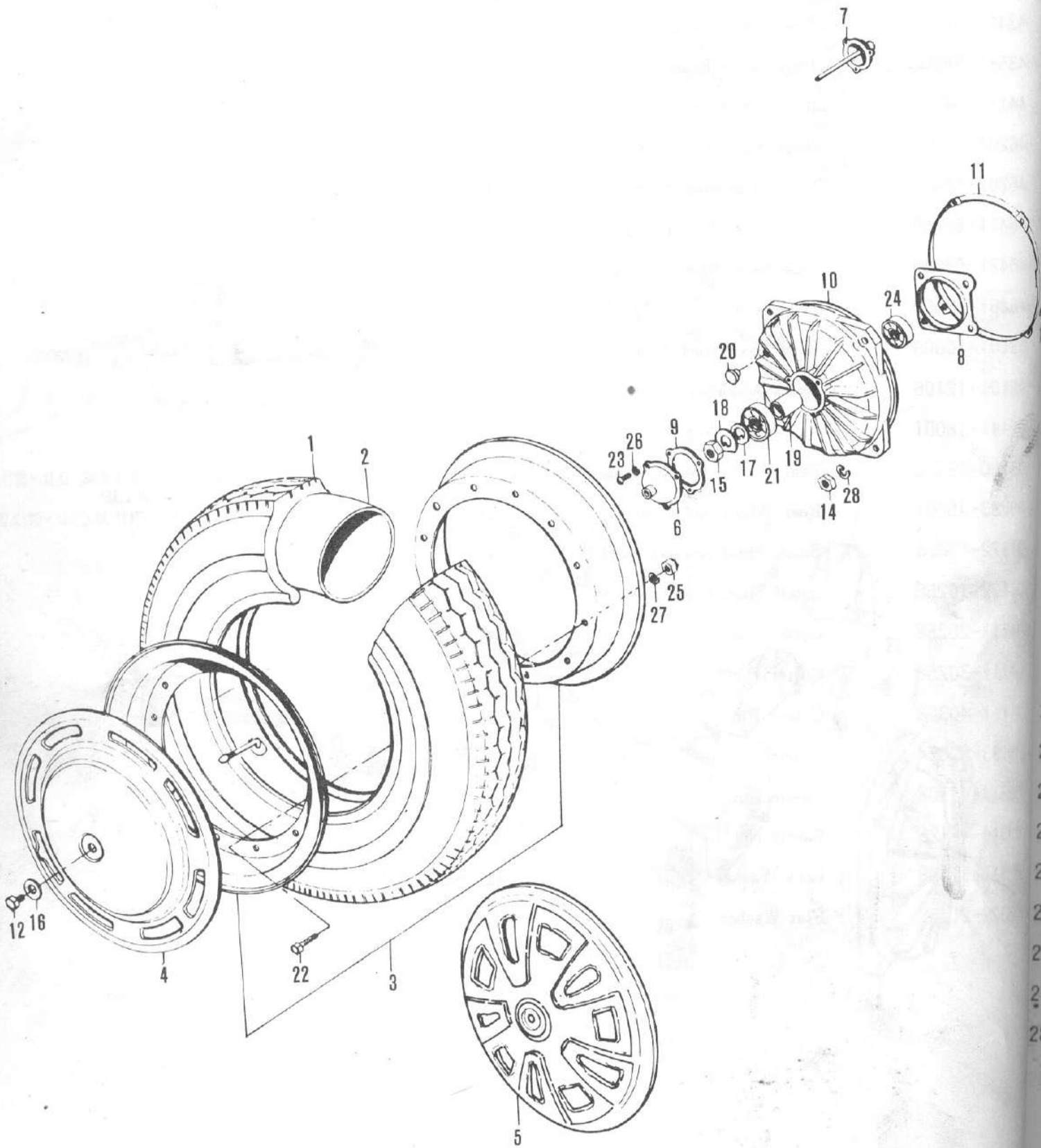
Ref.No	Part No.	Description	Q'ty	F.O.B. Price	Applicable Model	Remarks
1	41111-58011	Front Coil Spring	2			I.D.=76 (2.99), O.D.=94 (3.7)
2	41211-58030	Front Spring Upper Seat	2			
3	41220-58000	Front Spring Lower Seat	2			
4	41600-58040	Front Shock Absorber Ass'y	2			Includes Ref.No.5
5	41681-58040	Absorber-Lower Bushing	4			
6	41831-58000	Absorber Lower Bolt	2			
7	42110-58040	Front Spring Bumper	2			
8	42210-58040	Spring Rebound Stopper	2			
9	42310-58011	Stabilizer	1			
10	42331-58040	Stabilizer Bracket Bushing	2			
11	42341-58000	Stabilizer Bracket	2			
12	42351-58040	Stabilizer Bushing	4			
13	45111-58000	Right Steering Knuckle	1			
14	45151-58000	Left Steering Knuckle	1			
15	45211-58000	Upper Arm	2			
16	45250-58000	Right Lower Arm	1			
17	45270-58000	Left Lower Arm	1			
18	45310-58001	Suspension Bar Comp.	2			
19	45442-58000	Lower Arm Bracket	2			
20	45443-58000	Camber Adjusting Shim No. 1	0 ~ 8			T.=2.3 (0.9)
	45444-58000	Camber Adjusting Shim No. 2	0 ~ 2			T.=1.0 (0.39)
21	45611-55000	Ball Joint Stud	4			
22	45612-55000	Ball Joint Seat	4			
23	45613-55030	Ball Joint Pivot	4			
24	45720-58010	Ball Joint Dust Seal	4			
25	45741-58000	Lower Ball Joint Socket	2			
26	09101-10007	Suspension Arm Bolt	4			10screw, L.=63 (2.48)
27	09101-10008	Joint Socket Bolt	2			10screw, L.=36 (1.42)
28	09102-10003	Front Spring Seat Bolt	4			10screw, L.=36 (1.42)
29	09160-08004	Absorber Lower Washer No. 1	2			I.D.=8.2 (0.32), O.D.=26 (1.02) T.=1.6 (0.06)
30	09160-12006	Absorber Lower Washer No. 2	2			I.D.=12.5 (0.49), O.D.=26 (1.02) T.=1.6 (0.06)

Front Suspension

Ref.No.	Part No.	Description	Q'ty	F.O.B. Price	Applicable Model	Remarks
31	09160-12027	Stabilizer Bar Washer	2			I.D.=12.1(0.47), O.D.=34(1.34) T.=2.3(0.09)
32	09164-12002	Suspension Bar Washer	4			I.D.=12.1(0.47), O.D.=44(1.73) T.=2.3(0.09)
33	09180-12017	Suspension Bar Spacer	2			I.D.=12.7(0.5), O.D.=17.3(0.68) L.=38(1.5)
34	09305-17001	Suspension Bar Bushing	4			
35	09319-10004	Suspension Arm Bushing	4			
36	09387-44001	Set Ring	4			
37	09440-14004	Lower Ball Joint Spring	2			O.D.=14(0.55), L.=16(0.63)
38	01121-10408	Small Head Hexagon Bolt	2			
39	01122-08258	Small Head Hexagon Bolt	10			
40	04111-25208	Cotter Pin	12			
41	04111-30258	Cotter Pin	2			
42	08312-11088	Small Hexagon Nut	4			
43	08312-11108	Small Hexagon Nut	2			
44	08312-11128	Small Hexagon Nut	4			
45	08314-41108	Castle Nut	12			
46	08314-41128	Castle Nut	2			
47	08321-21088	Lock Washer	6			
48	08321-21128	Lock Washer	4			
49	08321-31088	Lock Washer	8			
50	08321-31108	Lock Washer	6			
51	08322-11108	Small Flat Washer	4			
52	08351-21008	Grease Nipple	2			
53	08351-31008	Grease Nipple	2			

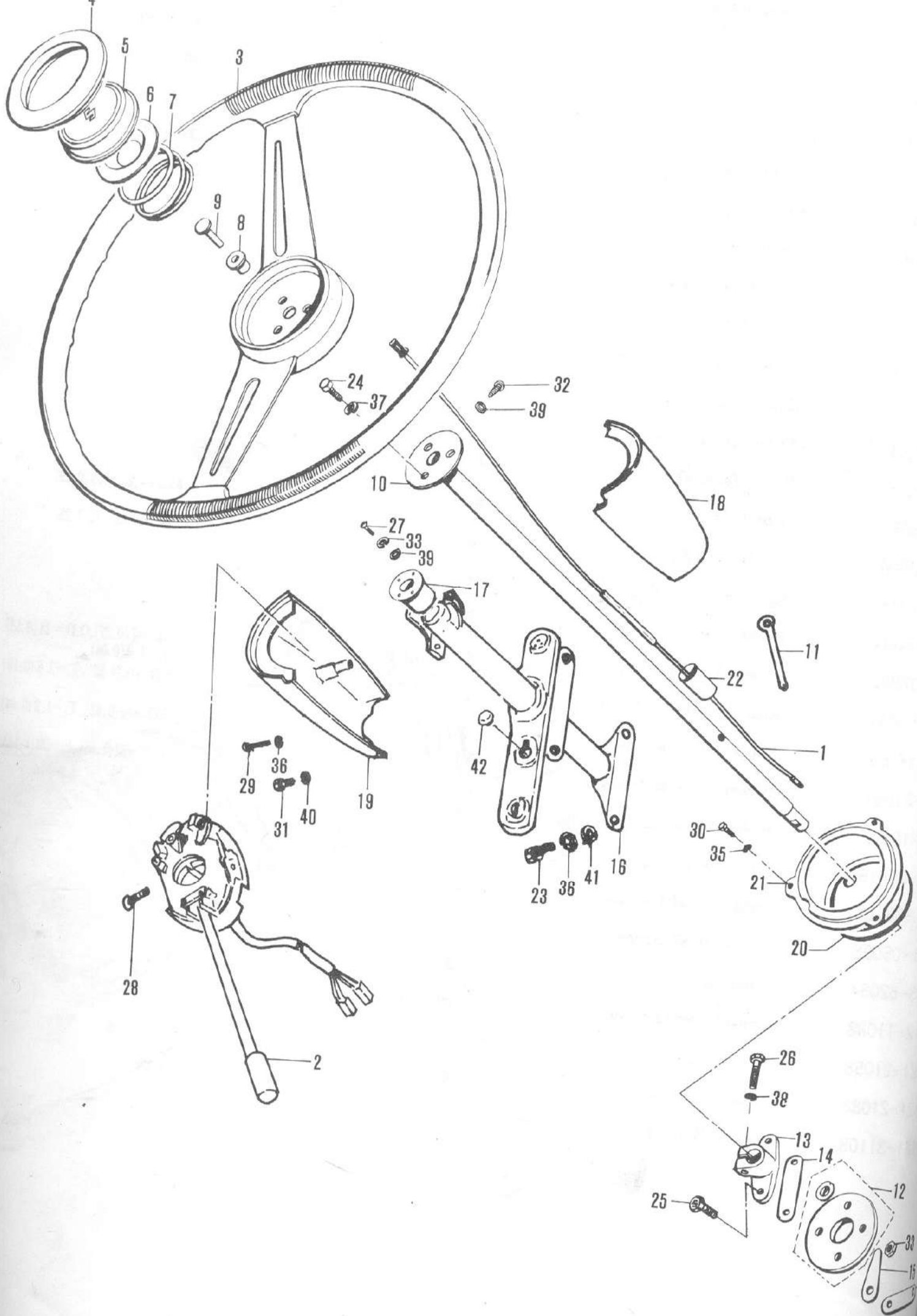


Ref.No.	Part No.	Description	Q'ty	F.O.B. Price	Applicable Model	Remarks
1	41700-58814	Rear Shock Absorber Comp.	2			
2	41761-58040	Rear Coil Spring	2			I.D.=58(2.28), O.D.=81(3.19)
3	41860-58000	Rear Shock Absorber Bracket	2			
4	43451-58000	Rear Wheel Bearing Housing	2			
5	43550-58000	Rear Brake Drum	2			
6	44110-58000	Rear Wheel Shaft Comp.	2			
7	46201-58000	Right Suspension Arm	1			
8	46202-58000	Left Suspension Arm	1			
9	46411-58000	Suspension Arm Bracket	4			
10	46421-58040	Suspension Arm Bushing	4			
11	46461-58000	Bracket Sim	0~6			
12	09101-10009	Rear Suspension Arm Bolt	4			10screw, L.=72(2.83)
13	09101-12106	Shock Absorber Lower Bolt	2			12screw, L.=59(2.32)
14	09141-18001	Rear Shaft Nut	2			
15	09180-25010	Rear Wheel Bearing Spacer	2			I.D.=25.1(0.98), O.D.=32(1.3)
16	09283-35001	Rear Wheel Oil Seal	2			L.=30(1.18)
17	01122-10208	Small Head Hexagon Bolt	4			I.D.=34(1.34), O.D.=52(2.05)
18	01122-10258	Small Head Hexagon Bolt	8			W.=8(0.31)
19	04111-20258	Cotter Pin	4			
20	04111-30258	Cotter Pin	2			
21	04111-40308	Cotter Pin	2			
22	08133-62054	Bearing	4			
23	08314-41108	Castle Nut	4			
24	08314-41128	Castle Nut	2			
25	08321-31108	Lock Washer	12			
26	08322-21188	Flat Washer	2			



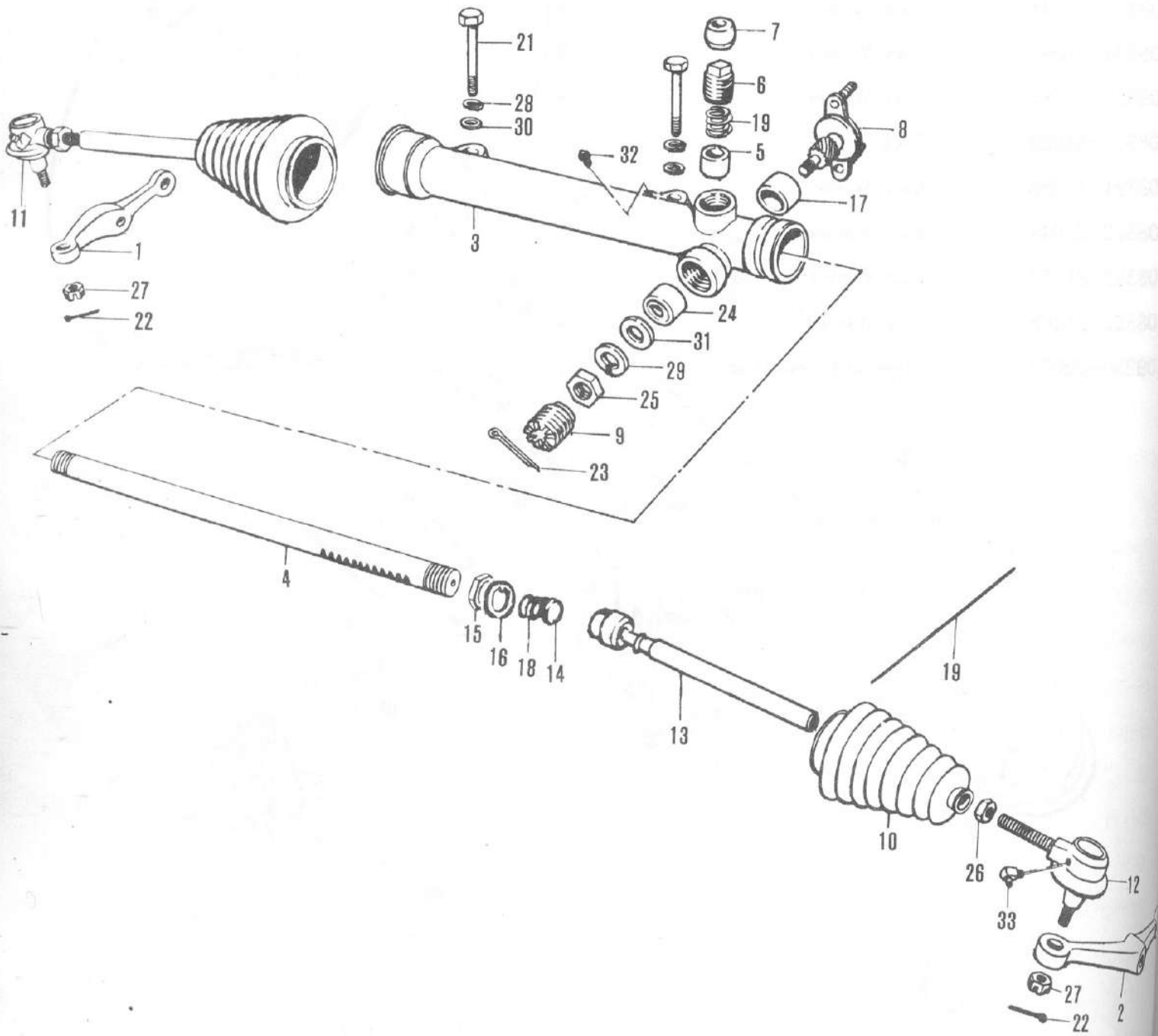
Fire-Rim-Front Brake Drum

Ref.No.	Part No.	Description	Q'ty	F.O.B. Price	Applicable Model	Remarks
1	43110-58130	Tire	5			4.80-10-2PR
2	43120-58040	Tube	5			4.80-10
3	43210-52031	Rim	5			
4	43251-58140	Wheel Cap	4			Chrom-Planted
	43251-58040	Wheel Cap	4			STD.
5	43251-58740	Wheel Cap	4			O.P.T.
6	43310-58001	Right Knuckle Cap	1			
7	43320-58001	Left Knuckle Cap	1			
8	43331-58001	Wheel Bearing Dust Seal	2			
9	43446-58000	Knuckle Cap Gasket	2			
10	43510-58002	Front Brake Drum	2			
11	43512-58000	Brake Drum Dust Seal	4			
12	09100-08039	Wheel Cap Bolt	4			8screw,L.=7.5(0.29)
13	09119-10004	Hub Bolt	16			10screw,L.=32(1.25)
14	09140-10006	Hub Nut	16			
15	09140-16004	Knuckle Nut	2			
16	09161-07002	Wheel Cap Warher	4			I.D.=7(0.27),O.D.=14(0.55) T.=1.0(0.04)
17	09169-16001	Knuckle Washer No. 1	2			I.D.=16(0.62), T.=2.6(0.10)
18	09169-16002	Knuckle Washer No. 2	2			I.D.=16(0.62), T.=1.2(0.04)
19	09180-21001	Wheel Bearing Spacer	2			O.D.=32(1.25), L.=30(1.18)
20	09250-15002	Brake Adjusting Hole Plug	4			
21	09262-20019	Front Wheel Outer Bearing	2			
22	01141-08168	Small Head Hexagon Bolt	40			
23	02111-05088	Cross Head Screw	6			
24	08133-62054	Bearing	2			
25	08312-11088	Small Hexagon Nut	40			
26	08321-21058	Lock Washer	6			
27	08321-21088	Lock Washer	40			
28	08321-31108	Lock Washer	16			




Part No.	Description	Q'ty	F.O.B. Price	Applicable Model	Remarks
1 36830-58000	Horn Switch Cord	1			
2 - 37400-58310	Turn Signal & Dimmer Switch	1			
3 48110-58130	Steering Wheel	1			
4 48121-58030	Horn Button Plate	1			
5 48122-58030	Horn Button	1			STD, DX,
48122-58330	Horn Button	1			S.P.DX,
6 48123-58030	Horn Contact Plate	1			
7 48124-58030	Horn Contact Spring	1			
8 48131-58030	Horn Terminal Bushing	1			
9 48132-58000	Horn Terminal	1			
10 48210-58300	Steering Shaft Comp.	1			
11 48241-51000	Horn Cord Clamp.	1			
12 48250-58050	Steering Joint	1			
13 48261-58000	Steering Joint Flange	1			
14 48262-58000	Steering Joint Plate	2			
15 48283-51002	Horn Eeath Spring	1			
16 48310-58202	Steering Column Comp.	1			
48310-58002	Steering Column Comp.	1			R.H.D.
17 48381-51040	Steering Column Bushing	1			
18 48410-58320	Steering Upper Cover	1			
19 48420-58320	Steering Lower Cover	1			
20 48451-58000	Steering Shaft Seal	1			
21 48452-58000	Steering Shaft Seal Cover	1			
22 09305-16001	Horn Cord Cover	1			
23 01111-06168	Hexagon Bolt	4			
24 01112-06128	Hexagon Bolt	3			
25 01122-08208	Small Head Hexagon Bolt	2			
26 01122-08258	Small Head Hexagon Bolt	1			
27 02111-04128	Cross Head Screw	2			
28 02111-04168	Cross Head Screw	1			

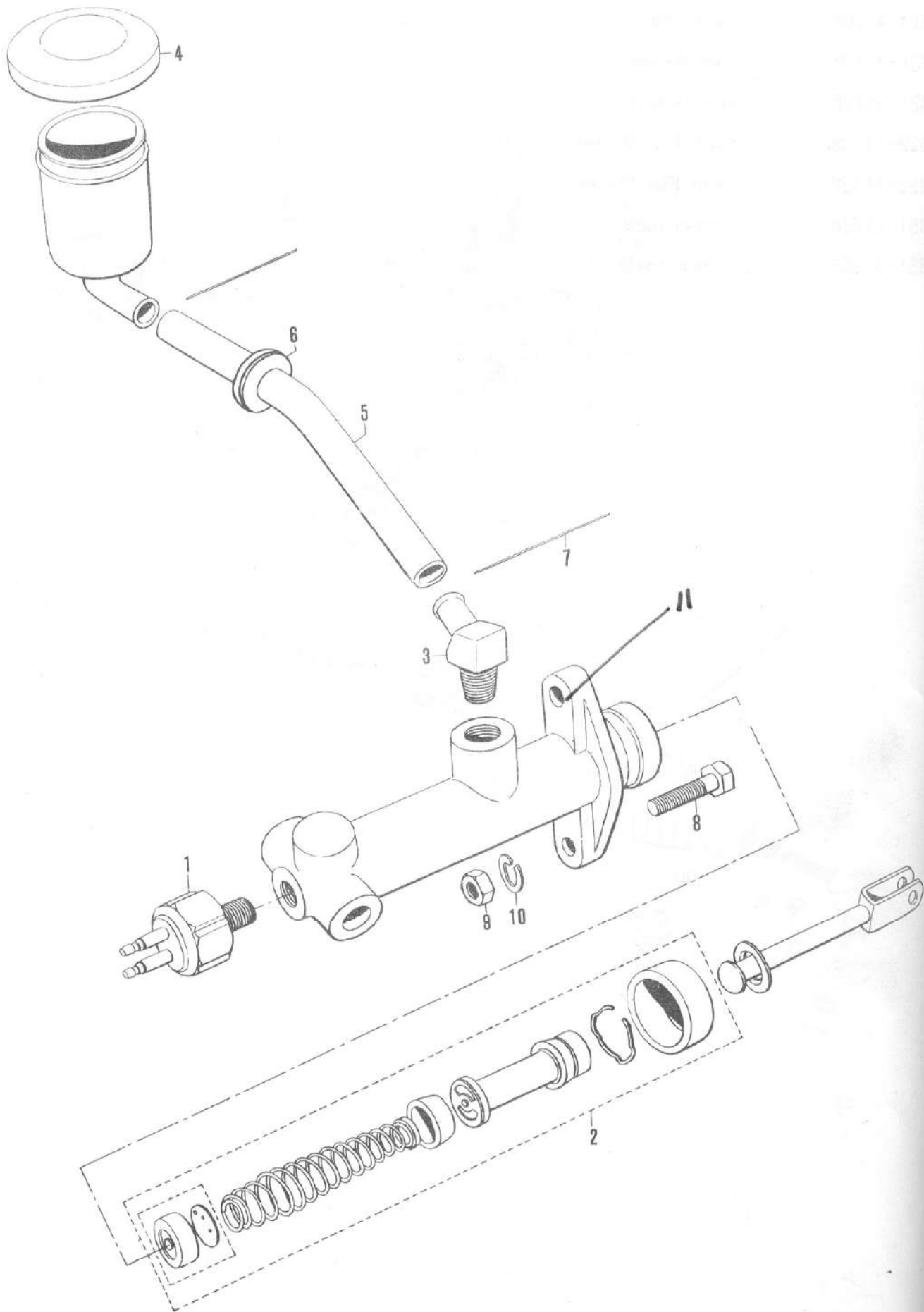
Qty	Part No.	Description	Q'ty	F.O.B. Price	Applicable Model	Remarks
	29 02111-04258	Cross Head Screw	2			
	30 02111-05088	Cross Head Screw	3			
	31 02141-05128	Cross Head Screw	1			
	32 03211-04108	Tapping Screw	1			
	33 08312-11088	Small Hexagon Nut	6			
	34 08321-21048	Lock Washer	4			
	35 08321-21058	Lock Washer	3			
	36 08321-21068	Lock Washer	4			
	37 08321-31068	Lock Washer	3			
	38 08321-31088	Lock Washer	1			
	39 08322-21048	Flat Washer	3			
	40 08322-21058	Flat Washer	1			
	41 08322-21068	Flat Washer	4			
	42 09250-09002	Steering Clumn Plug	1			



Part No.	Description	Q'ty	F.O.B. Price	Applicable Model	Remarks
1 45121-58000	Right Knuckle Arm	1			
2 45161-58000	Left Knuckle Arm	1			
3 48511-58201	Steering Gear Case	1			
48511-58001	Steering Gear Case	1			R.H.D.
4 48531-58000	Steering Rack	1			
5 48534-58000	Steering Rack Plunger	1			
6 48535-58000	Rack Damper Screw	1			
7 48536-58000	Rack Damper Screw Cap	1			
8 48550-58201	Steering Pinion Comp.	1			
48550-58001	Steering Pinion Comp.	1			R.H.D.
9 48562-58001	Bearing Push Plug	1			
10 48571-58001	Steering Rack Boot	2			
11 48801-58001	Right Tie Rod End Comp.	1			
12 48802-58001	Left Tie Rod End Comp.	1			
13 48830-58002	Steering Tie Rod Comp.	2			
14 48852-58031	Tie Rod Ball Stud Seat	2			
15 09140-22001	Tie Rod Ball Stud Case Nut	2			
16 09166-22002	Ball Stud Case Lock Washer	2			O.D.=38(1.49),T.=1.0(0.04)
17 09307-22001	Steering Pinion Bushing	1			I.D.=22(0.86),O.D.=29(1.14) T.=17(0.67)
18 09440-13003	Tie Rod Ball Stud Spring	2			O.D.=13(0.51),L.=16(0.63)
19 09440-19001	Steering Rack Damper Spring	1			O.D.=19.2(0.75),L.=36(1.42)
20 09460-01006	Steering Rack Boot Wire	2			
21 01122-10458	Small Head Hexagon Bolt	2			
22 04111-20208	Cotter Pin	2			
23 04111-25258	Cotter Pin	1			
24 08113-62012	Bearing	1			
25 08312-11128	Small Hexagon Nut	1			


	Description	Q'ty	F.O.B. Price	Applicable Model	Remarks
26	08312-31128	Small Hexagon Nut	2		
27	08314-41108	Castle Nut	2		
28	08321-31108	Lock Washer	2		
29	08321-31128	Lock Washer	1		
30	08322-11108	Small Flat Washer	2		
31	08322-11128	Small Flat Washer	1		
32	08351-21008	Grease Nipple	1		
33	08351-31008	Grease Nipple	2		

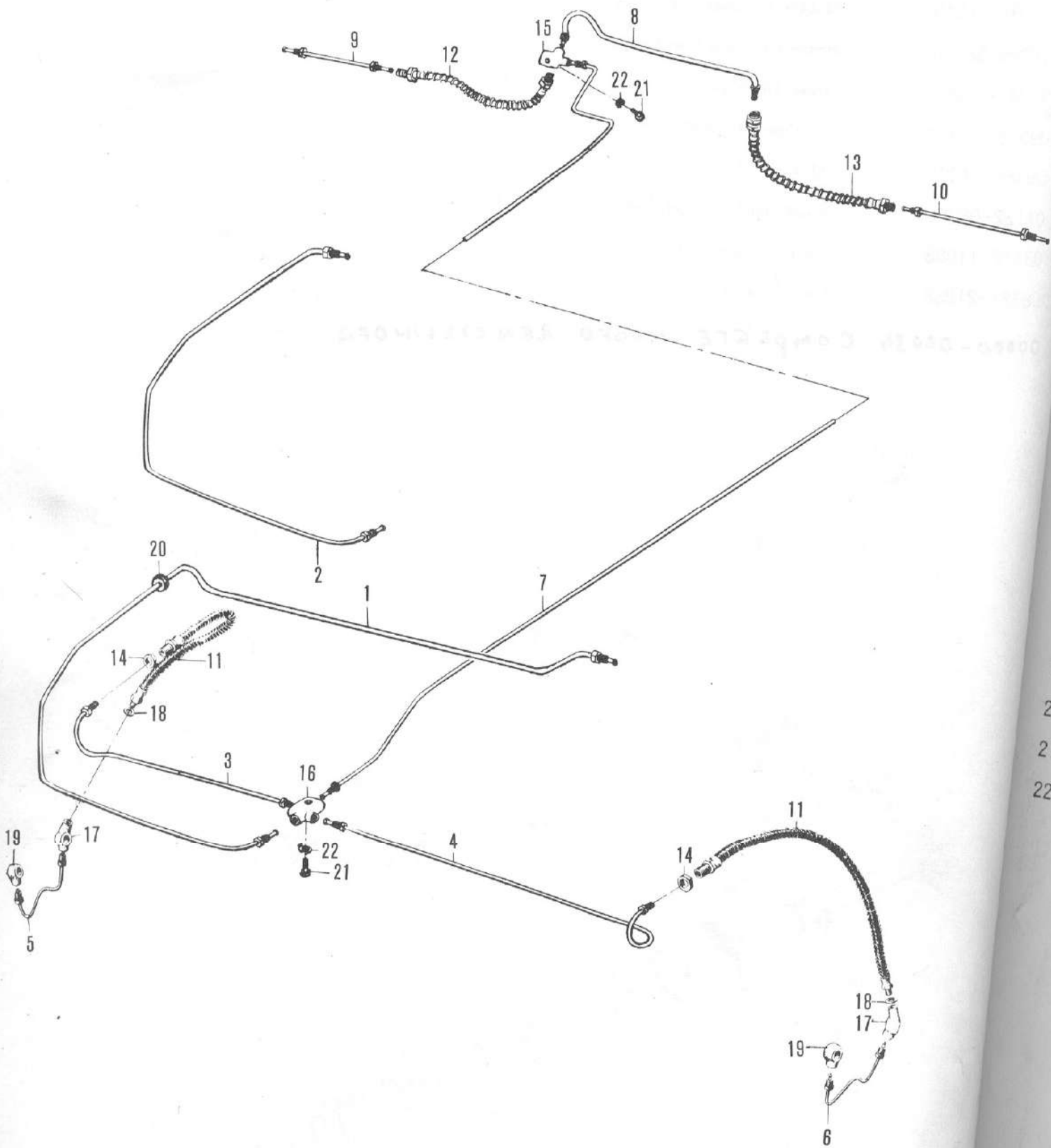




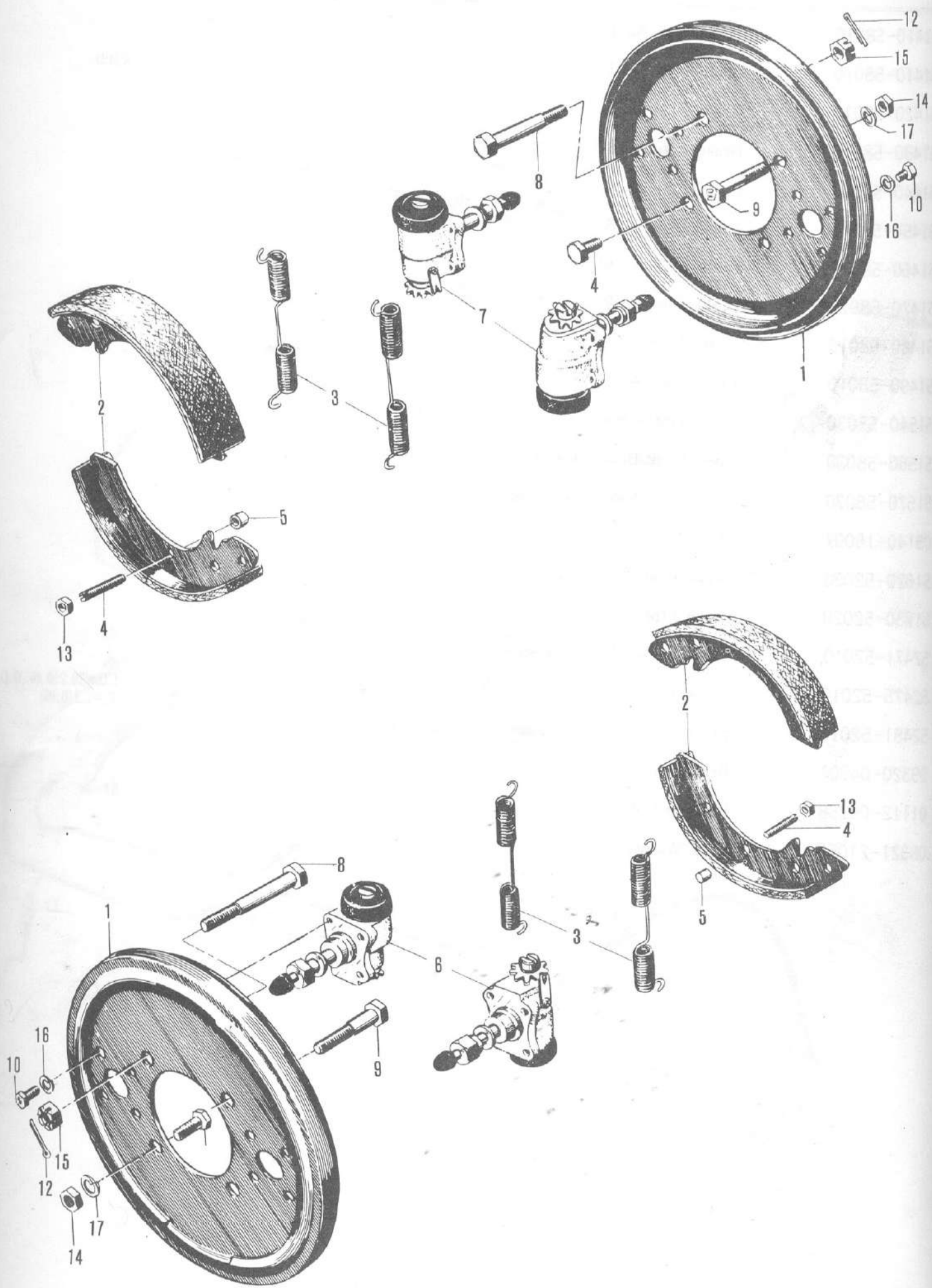
Part No.	Description	Q'ty	F.O.B. Price	Applicable Model	Remarks
1 37740-51010	Brake Lamp Switch Ass'y	1			
2 51100-52813	Master Cylinder Piston Set	1			
3 51191-51010	Master Cylinder Connector	1			
4 51220-58030	Brake Oil Tank Cap Comp.	1			
5 51241-58000	Brake Oil Pipe	1			
6 09308-12002	Oil Pipe Grommet	1			
7 09386-14001	Oil Pipe Clip	2			
8 01122-08258	Small Head Hexagon Bolt	2			
9 08312-11088	Small Hexagon Nut	2			
10 08321-21088	Lock Washer	2			

11 00000-00034 COMPLETE HOOFD RENCILLINDER

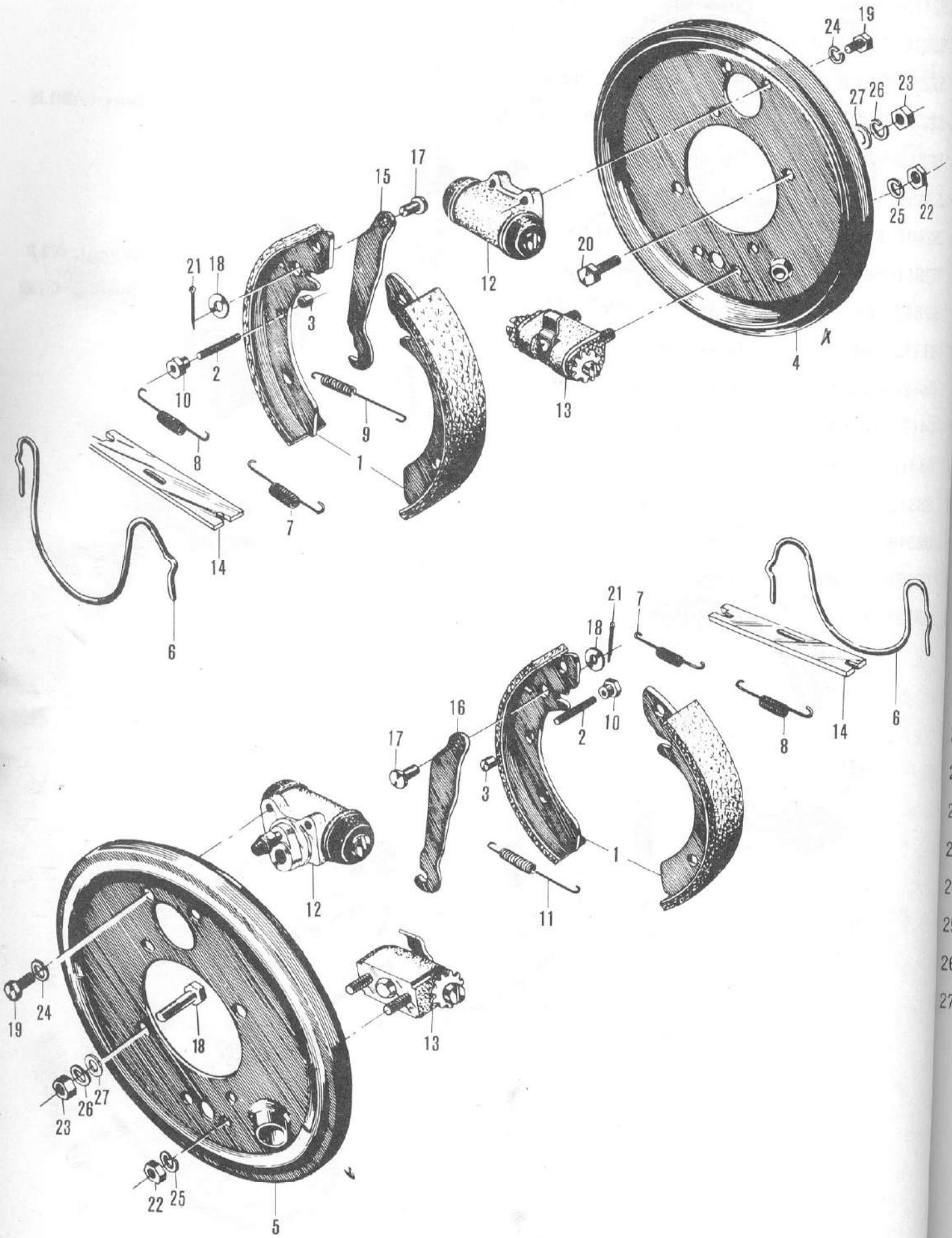




Part No.	Part No.	Description	Q'ty	Applicable Model	Remarks
1	51410-58210	Brake Pipe No. 1	1		
2	51410-58010	Brake Pipe No. 1	1		R.H.D.
3	51420-58010	Brake Pipe No. 2	1		
4	51430-58010	Brake Pipe No. 3	1		
5	51440-58010	Brake Pipe No. 4	1		
6	51450-58010	Brake Pipe No. 5	1		
7	51460-58010	Brake Pipe No. 6	1		
8	51470-58010	Brake Pipe No. 7	1		
9	51480-58010	Brake Pipe No. 8	1		
10	51490-58010	Brake Pipe No. 9	1		
11	51540-58030	Front Brake Hose	2		
12	51560-58030	Right Rear Brake Hose Comp.	1		
13	51570-58030	Left Rear Brake Hose Comp.	1		
14	09140-16007	Union Nut	5		
15	51620-52020	Brake Pipe Three Way Joint	1		
16	51630-52020	Brake Pipe Cross Joint	1		
17	52471-52010	Front Brake Hose Connector	2		
18	52475-52010	Connector Gasket	2		I.D.=10.2(0.40),O.D.=16(0.63) T.=1.2(0.05)
19	52481-52010	Front Wheel Cylinder Joint	2		
20	09320-04001	Brake Pipe Grommet	1		
21	01112-06258	Hexagon Bolt	2		
22	08321-21068	Lock Washer	2		

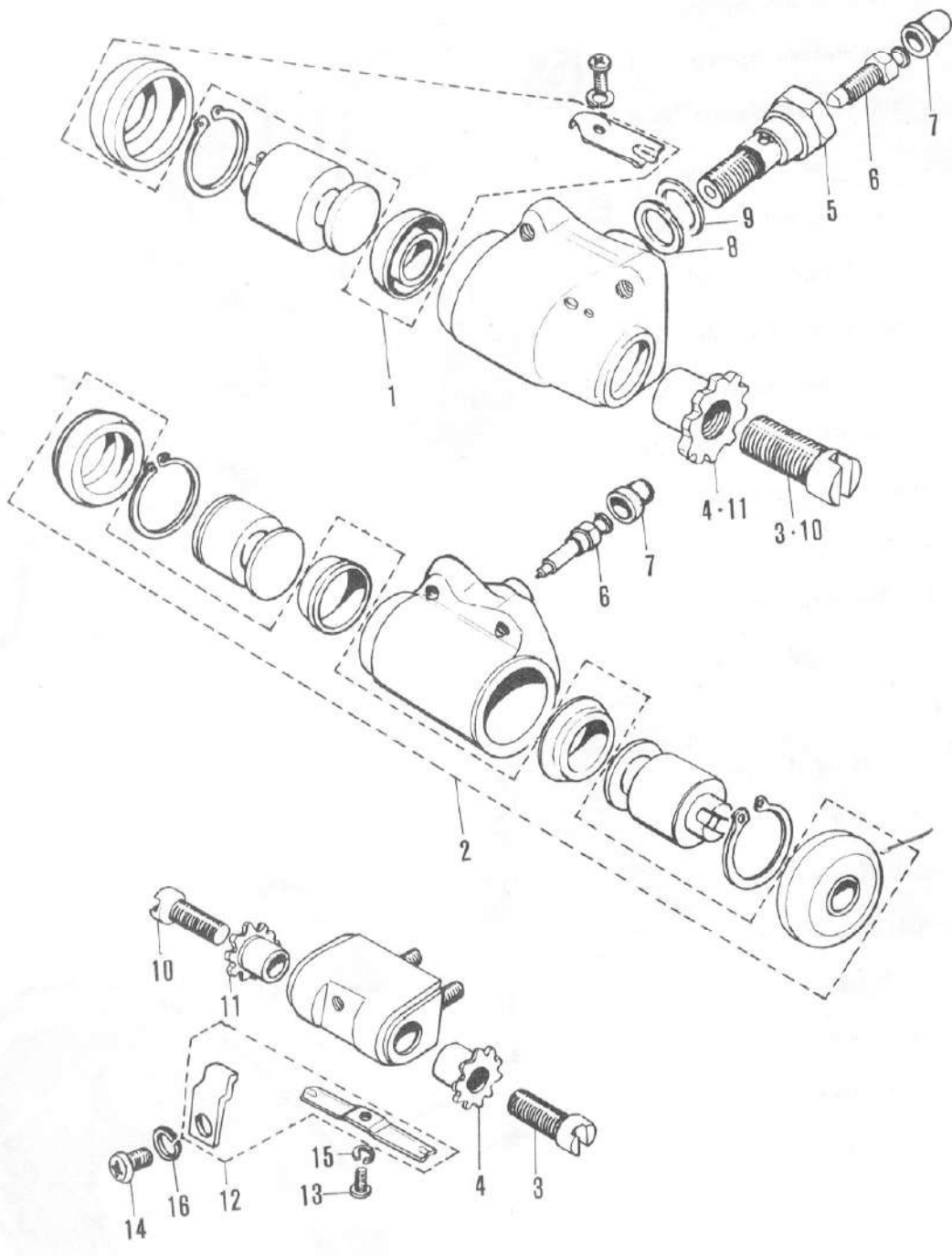


Part No.	Description	Q'ty	F.O.B. Price	Applicable Model	Remarks
1 52110-58010	Front Brake Plate Comp.	2			
2 52210-52010	Brake Shoe Comp.	4			
3 52231-52010	Brake Shoe Return Spring	4			
4 52241-52010	Brake Shoe Adjusting Bolt	4			6screw, L.=30(1.18)
5 52242-52010	Adjusting Bolt Cap	4			
6 52401-52814	Left Front Wheel Cylinder Arss'y	2			
7 52401-52815	Right Front Wheel Cylinder Ass'y	2			
8 52811-58011	Brake Plate Bolt No. 1	2			10screw, L.=56(2.2)
9 52812-58011	Brake Plate Bolt No. 2	2			10screw, L.=42(1.65)
10 01112-06128	Hexagon Bolt	16			
11 01122-10258	Small Head Hexagon Bolt	4			
12 04111-20208	Cotter Pin	4			
13 08311-11068	Hexagon Nut	4			
14 08312-11108	Small Hexagon Nut	4			
15 08314-31108	Castle Nut	4			
16 08321-31068	Lock Washer	16			
17 08321-31108	Lock Washer	4			



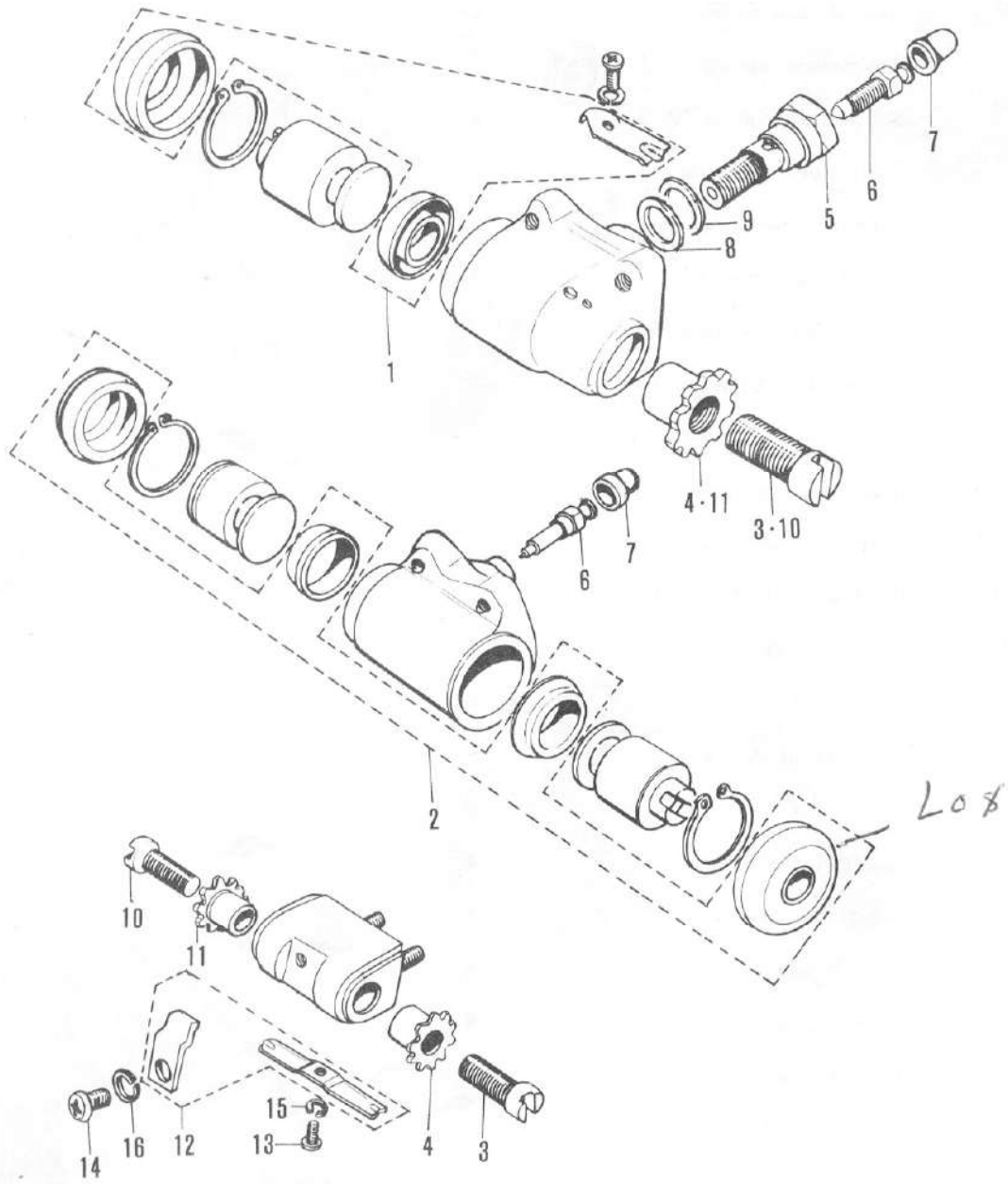
Line No.	Part No.	Description	Q'ty	F.O.B. Price	Applicable Model	Remarks
1	52210-52010	Brake Shoe Comp.	4			
2	52241-52010	Brake Shoe Adjusting Bolt	4			
3	52242-52010	Adjusting Bolt Cap	4			6screw, L.=30(1.18)
4	53101-58010	Right Rear Brake Plate Comp.	1			
5	53102-58010	Left Rear Brake Plate Comp.	1			
6	53231-52010	Main Return Spring	2			
7	53235-52010	Sub Return Spring No. 1	2			
8	53236-52010	Sub Return Spring No. 2	2			
9	53237-52010	Right Return Spring	1			
10	53243-52010	Adjusting Bolt Lock Nut	4			
11	53287-52010	Left Return Spring	1			
12	53400-52010	Rear Wheel Cylinder Ass'y	2			
13	53610-52010	Brake Shoe Adjuster Ass'y	2			
14	53711-52010	Brake Shoe Parking Link	2			
15	53721-52010	Right Parking Brake Lever	1			
16	53726-52010	Left Parking Brake Lever	1			
17	53731-52010	Parking Brake Lever Pin	2			
18	53742-52010	Lever Pin Washer	2			
19	01112-06128	Hexagon Bolt	4			
20	01122-10408	Small Head Hexagon Bolt	8			
21	04111-25128	Cotter Pin	2			
22	08312-11088	Small Hexagon Nut	4			
23	08312-11108	Small Hexagon Nut	8			
24	08321-31068	Lock Washer	4			
25	08321-31088	Lock Washer	4			
26	08321-31108	Lock Washer	8			
27	08322-11108	Small Flat Washer	8			

Wheel Brake Cylinder

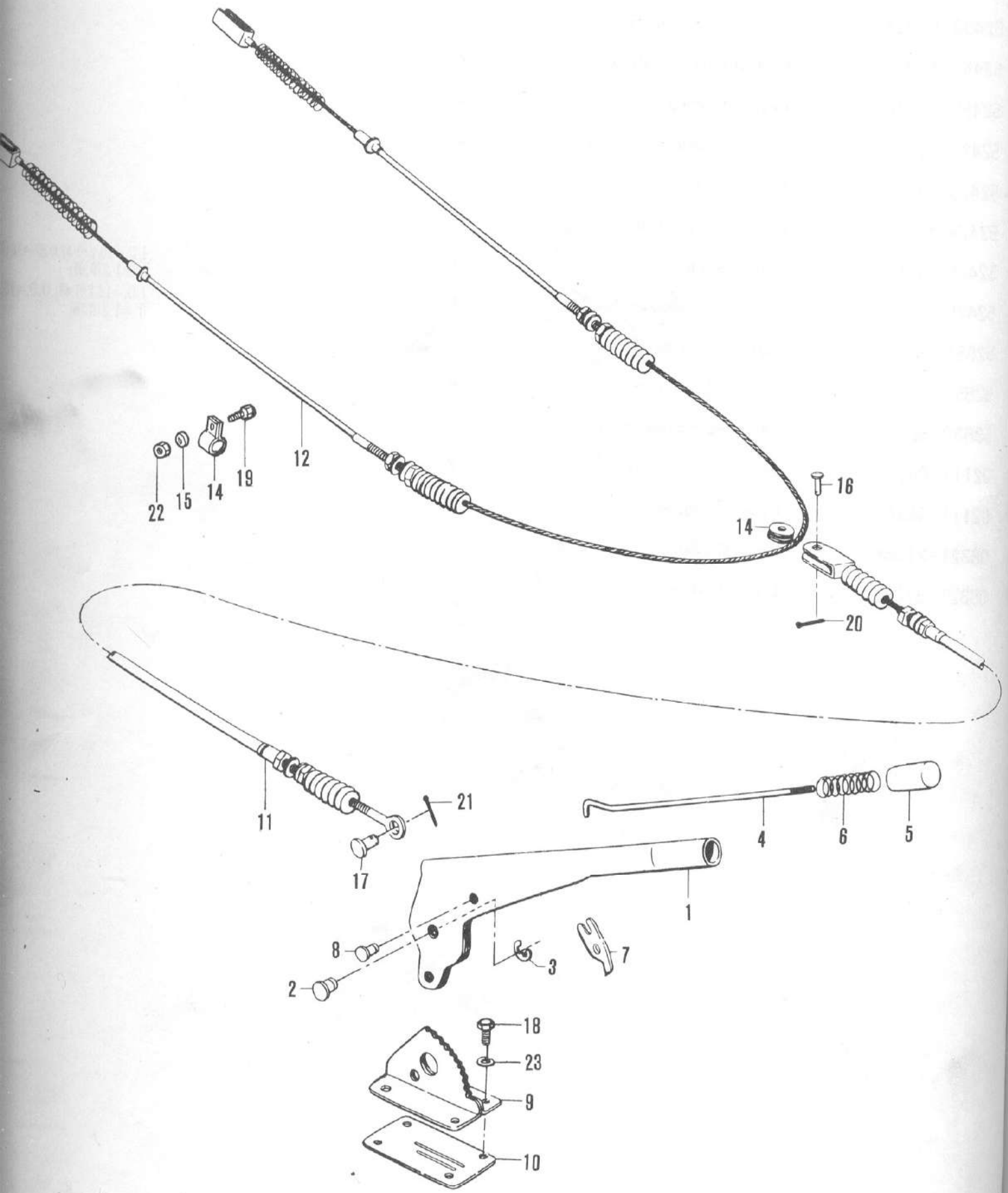


Lot

Wheel Brake Cylinder

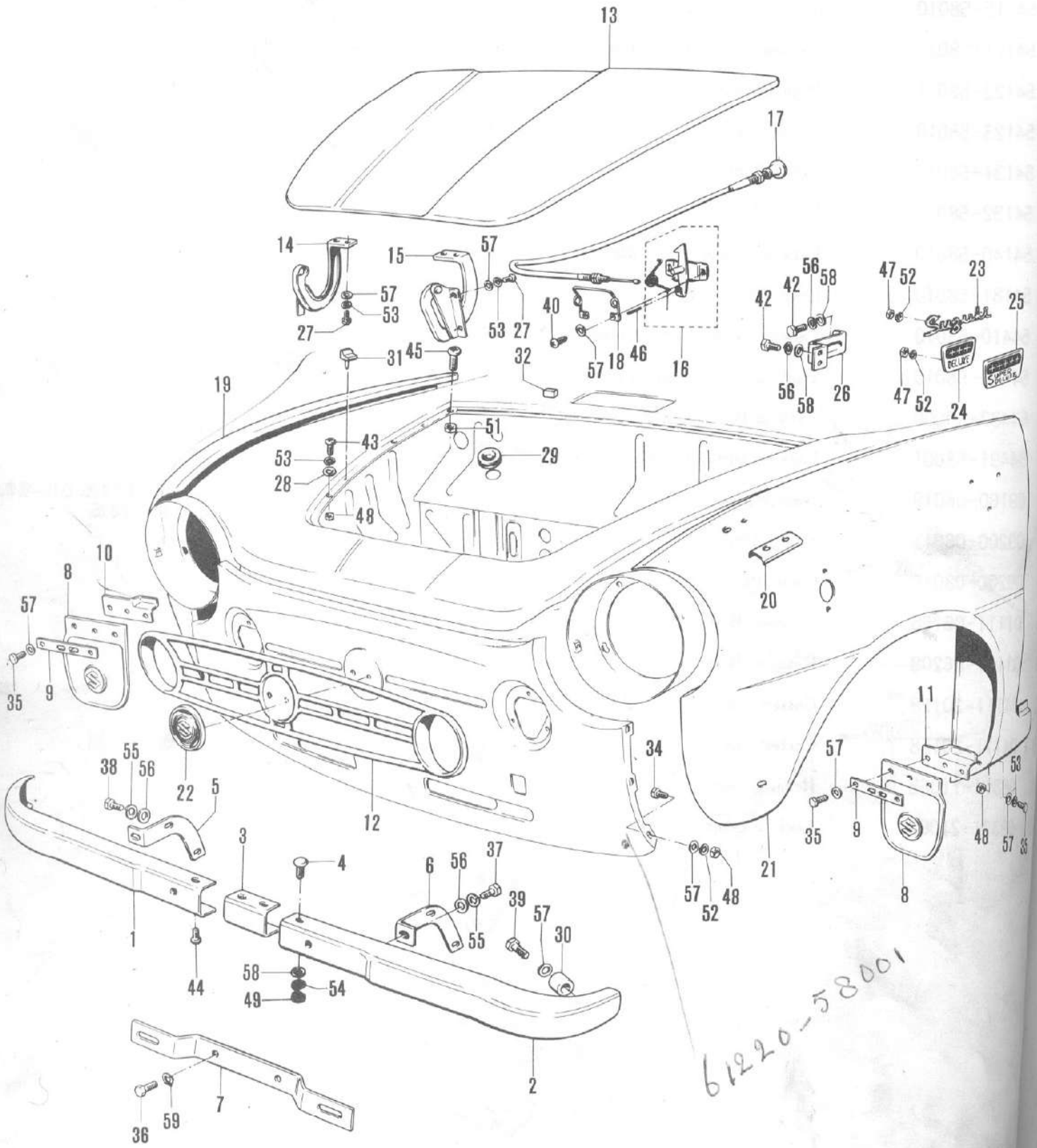


Part No.	Description	Q'ty	F.O.B. Price	Applicable Model	Remarks
52400-52809	Front Piston Cup Set	4			
52400-52827	Rear Piston Cup Set	2			
52451-52010	Left Adjusting Screw	4			
52452-52010	Left Adjusting Sleeve	4			
52472-52010	Brake Cylinder Union Bolt	4			
52473-51010	Bleeder Valve	6			
52474-51010	Bleeder Valve Cap	6			
52475-52010	Union Bolt Gasket No.1	4			I.D.=10.2(0.4),O.D.=16(0.63) T.=1.2(0.05)
52476-52010	Union Bolt Gasket No.2	4			I.D.=12.2(0.48),O.D.=16(0.63) T.=1.2(0.05)
52551-52010	Right Adjusting Screw	4			
52552-52010	Right Adjusting Sleeve	4			
53630-52811	Adjusting Spring Set	2			
02111-04068	Cross Head Screw	2			
02111-06308	Cross Head Screw	2			
08321-21048	Lock Washer	2			
08321-31068	Lock Washer	4			



Int.No.	Part No.	Description	Q'ty	F.O.B. Price	Applicable Model	Remarks
1	54111-58010	Parking Brake Lever	1			
2	54113-58010	Parking Brake Lever Pin	1			
3	54115-58010	Lever Pin Circlip	1			
4	54121-58011	Parking Brake Lever Push Red	1			
5	54122-58011	Push Button	1			O.D.=15(0.59)
6	54123-58010	Lever Spring	1			
7	54131-58010	Lever Rocker Arm	1			
8	54132-58011	Lever Rocker Arm Pin	1			
9	54140-58010	Parking Brake Lever Ratchet	1			
10	54181-58010	Lever Dust Seal	1			
11	54410-58010	Parking Brake Cable Comp. No. 1	1			
12	54430-58010	Parking Brake Cable Comp. No. 2	1			
13	54482-58000	Parking Brake Cable Pulley	1			
14	54491-58001	Parking Brake Cable Band	2			
15	09160-06019	Band Washer	2			I.D.=6.5(0.25), O.D.=16(0.62) T.=1.2(0.05)
16	09200-06011	Pulley Pin	1			
17	09200-08010	Cable Pin	1			
18	01111-06168	Hexagon Bolt	4			
19	01131-06208	Hexagon Bolt	2			
20	04111-20128	Cotter Pin	1			
21	04111-20158	Cotter Pin	1			
22	08311-11068	Hexagon Nut	2			
23	08321-21068	Lock Washer	4			

Front Body




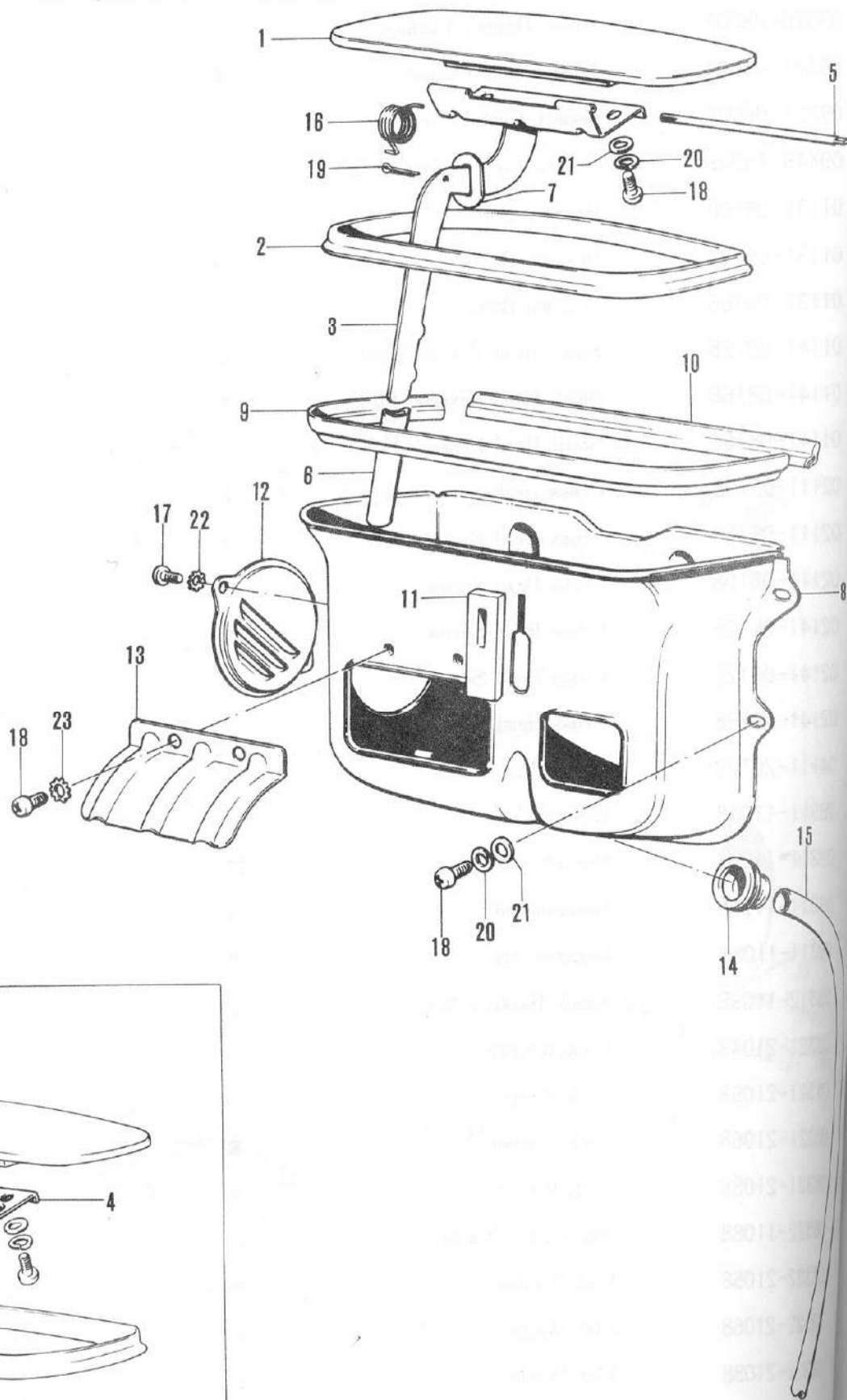
Part No.	Description	Q'ty	F.O.B. Price	Applicable Model	Remarks
1 57410-58100	Right Front Bumper Comp.	1			DX, S.P.D.X, Chrom Planted STD.
57410-58000	Right Front Bumper Comp.	1			
2 - 57420-58100	Left Front Bumper Comp.	1			Primary Painted DX, S.P.D.X, Chrom Planted STD.
57420-58000	Left Front Bumper Comp.	1			
3 57431-58000	Bumper Connecting Plate	1			Primary Painted
4 57435-58000	Bumper Connecting Bolt	2			
5 57441-58000	Right Bumper Stay	1			
6 57451-58000	Left Bumper Stay	1			
7 57491-58200	Number Attaching Plate	1			
8 57611-58000	Front Mud Guard	2			
9 57631-58000	Mud Guard Fitting Plate	2			
10 57632-58000	Right Mud Guard Plate	1			
11 57633-58000	Left Mud Guard Plate	1			
12 61111-58100	Front Grille	1			
13 61300-58001	Bonnet Panel	1			Primary Painted
14 61410-58001	Bonnet Right Hinge Comp.	1			
15 61460-58001	Bonnet Left Hinge Comp.	1			
16 - 61510-58000	Bonnet Lock Comp.	1			
17 - 61650-58011	Bonnet Lock Cable	1			
18 - 61710-58000	Bonnet Spring	1			
19 61810-58700	Right Front Fender	1			
20 61813-58000	Rear View Mirror Gusset	2			
21 - 61860-58700	Left Front Fender	1			
22 - 86731-58030	Grill Emblem	1			
23 86751-58011	Side Emblem	2			
24 - 86771-58131	Deluxe Emblem	2			
25 86781-58331	Super Deluxe Emblem	2			DX, S.P.D.X.
26 91512-58000	Jack Holder	1			
27 09128-05101	Bonnet Hinge Screw	4			
28 09160-05016	Shroud Panel Washgr	10			
29 09308-05002	Bonnet Lock Cable Grommet	1			I.D.=5.2(0.20), O.D.=14(0.55) W.=1.0(0.04)

0000-00032 voor Reservoir

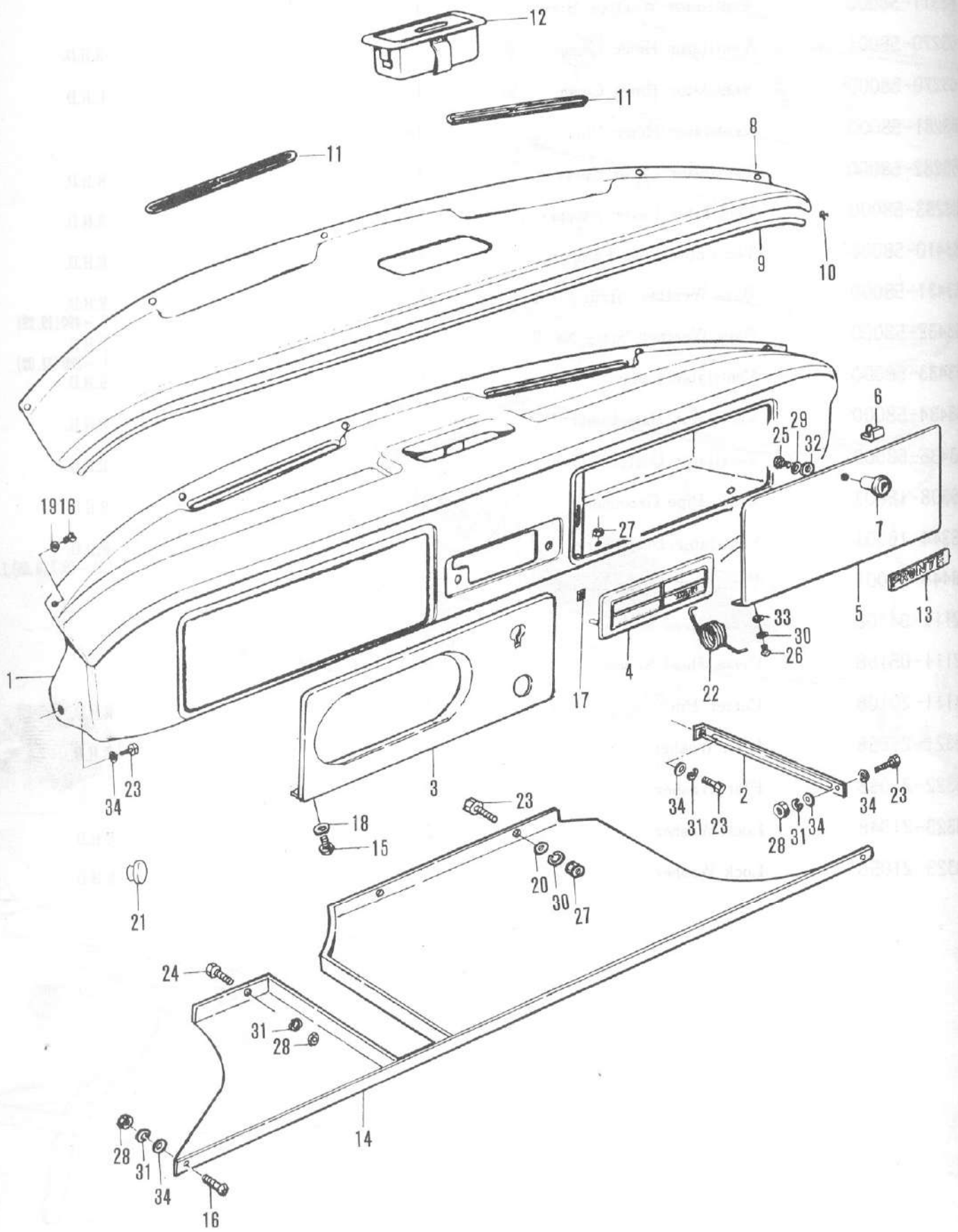
Front Body

No.	Part No.	Description	Q'ty	F.O.B. Price	Applicable Model	Remarks
30	09320-08003	Front Bumper Cushion	2			
31	09321-06004	Bonnet Side Cushion	4			
32	09321-06005	Bonnet Center Cushion	1			I.D.=8(0.31), O.D.=25(0.98)
33	09448-18003	Bonnet Lock Spring	1			
34	01131-05108	Hexagon Bolt	16			
35	01131-05128	Hexagon Bolt	24			
36	01131-06168	Hexagon Bolt	2			
37	01141-08128	Small Head Hexagon Bolt	2			
38	01141-08168	Small Head Hexagon Bolt	4			
39	01141-08308	Small Head Hexagon Bolt	2			
40	02111-05108	Cross Head Screw	2			
41	02111-05128	Cross Head Screw	4			
42	02111-06108	Cross Head Screw	4			
43	02141-05128	Cross Head Screw	7			
44	02141-06128	Cross Head Screw	2			
45	02141-08168	Cross Head Screw	2			
46	04111-20128	Cotter Pin	1			
47	08311-11048	Hexagon Nut	8			
48	08311-11058	Hexagon Nut	27			
49	08311-11068	Hexagon Nut	4			
50	08311-11088	Hexagon Nut	2			
51	08312-11088	Small Hexagon Nut	2			
52	08321-21048	Lock Washer	8			
53	08321-21058	Lock Washer	28			
54	08321-21068	Lock Washer	8			
55	08321-21088	Lock Washer	6			
56	08322-11088	Small Flat Washer	10			
57	08322-21058	Flat Washer	39			
58	08322-21068	Flat Washer	6			
59	08322-21088	Flat Washer	2			

Front Ventilator

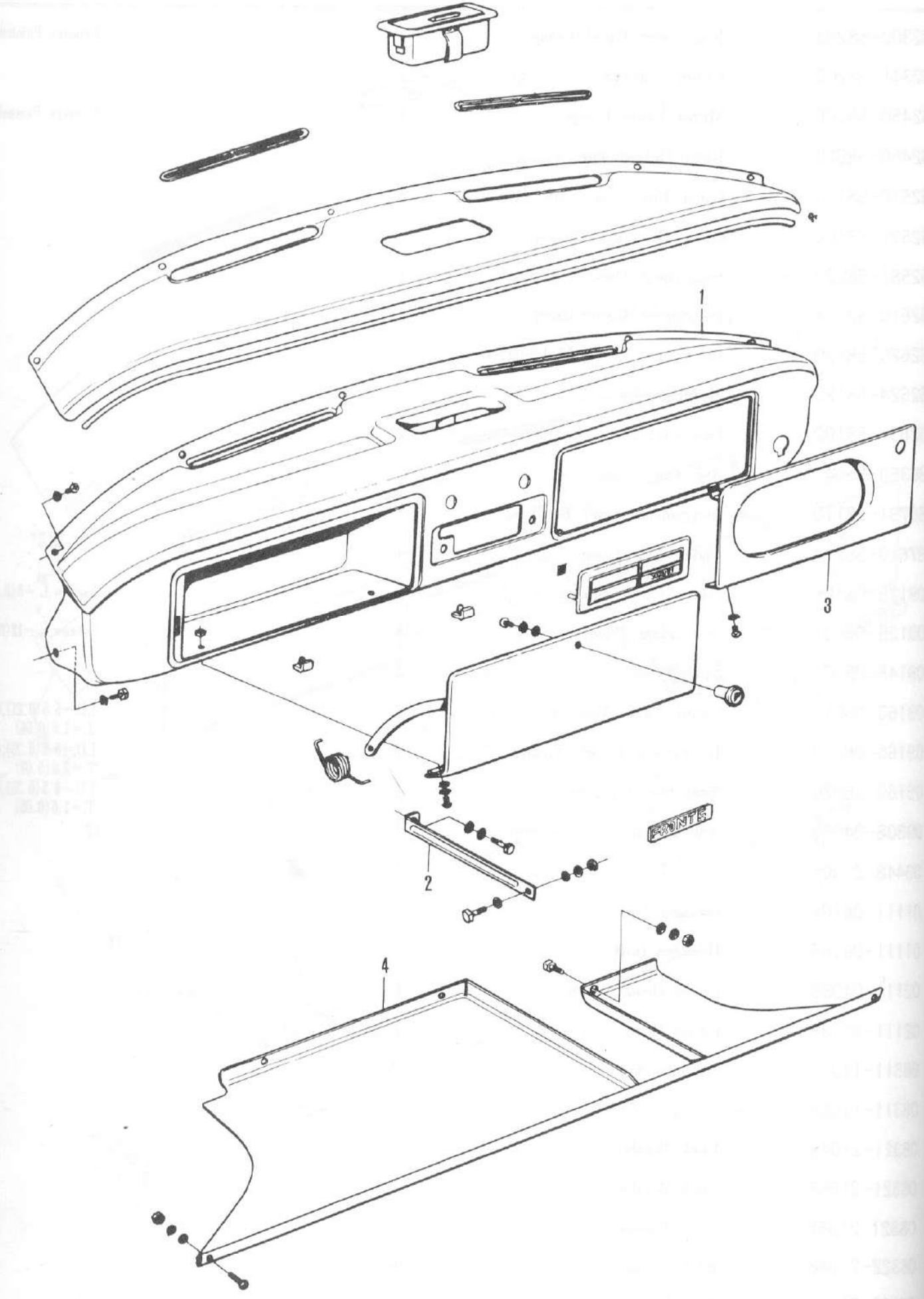


L.No.	Part No.	Description	Q'ty	F.O.B. Price	Applicable Model	Remarks
1	62810-58001	Front Ventilator Cover	1			Primary Painted
2	62911-58000	Ventilator Weather Strip	1			
3	63270-58001	Ventilator Hinge Comp.	1			R.H.D.
4	63270-58000	Ventilator Hinge Comp.	1			L.H.D.
5	63281-58000	Ventilator Hinge Pin	1			
6	63282-58000	Ventilator Lever Cover	1			R.H.D.
7	63283-58000	Ventilator Lever Stopper	1			R.H.D.
8	63410-58000	Ventilator Boxs Comp.	1			R.H.D.
9	63431-58000	Boxs Weather Strip No. 1	1			R.H.D. L.=490 (19.29)
10	63432-58000	Boxs Weather Strip No. 2	1			R.H.D. L.=280 (11.02)
11	63433-58000	Ventilator Pad	1			R.H.D.
12	63434-58000	Ventilator Side Cover	1			R.H.D.
13	63435-58000	Ventilator Outlet Cover	1			R.H.D.
14	09308-18003	Drain Pipe Grommet	1			R.H.D.
15	09344-16001	Ventilator Drain Pipe	1			R.H.D. I.D.=16.7 (0.65), L.=510 (20)
16	09448-28001	Ventilator Cover Spring	1			
17	02111-04108	Cross Head Screw	2			
18	02111-05108	Cross Head Screw	8			
19	04111-20108	Cotter Pin	1			R.H.D.
20	08321-21058	Lock Washer	6			R.H.D.
21	08322-21058	Flat Washer	6			
22	08323-21048	Lock Washer	2			R.H.D.
23	08323-21058	Lock Washer	2			R.H.D.



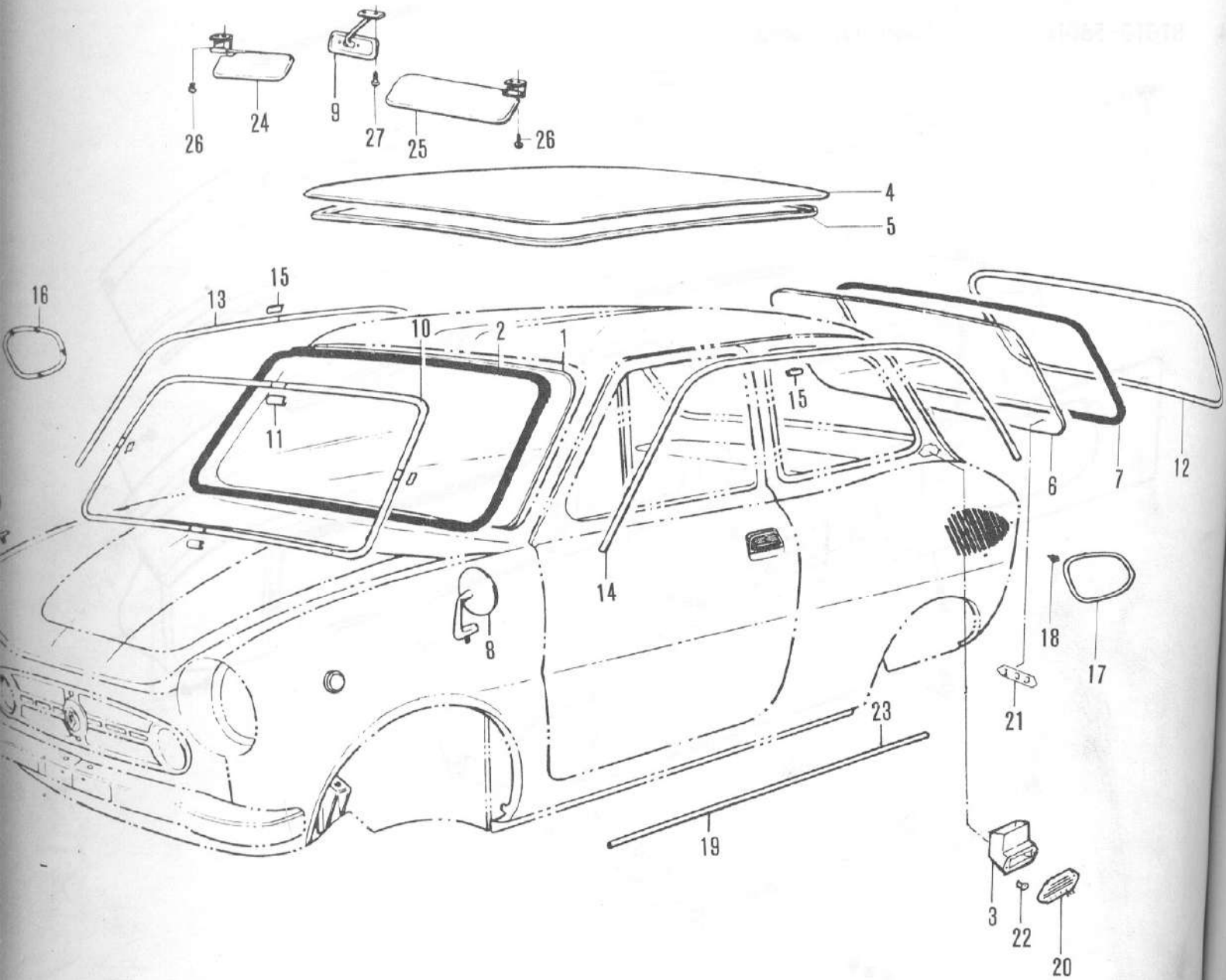
Instrument Panel

M.No.	Part No.	Description	Q'ty	F.O.B. Price	Applicable Model	Remarks
1	62300-58202	Instrument Panel Comp.	1			
2	62341-58200	Lower Support	1			Primary Painted
3	62450-58200	Metor Panel Comp.	1			
4	62460-58020	Radio Hole Cover	1			Primary Painted
5	62510-58100	Glove Boxs Lid Comp.	1			
6	62521-58100	Glove Boxs Lid Stopper	2			
7	62581-58020	Instrument Panel Lid Knob	1			
8	62610-58101	Instrument Cover Comp.	1			
9	62620-58120	Instrument Cover Moldeng	1			
10	62624-58120	Molding Clip	9			
11	62631-58100	Defroster Hole Garnish	2			
12	86360-55041	Ash Tray Comp.	1			
13	86791-58110	Instrument Panel Emblem	1			
14	87610-58211	Under Tray Comp.	1			
15	09125-05106	Metor Panel Screw	2			
16	09125-06001	Instrument Panel Screw	5			5screw,L.=8(0.31)
17	09148-05001	Spring Nut	2			6screw,L.=12(0.47)
18	09160-05012	Metor Panel Washer	2			
19	09160-06018	Instrument Panel Washer	5			I.D.=5.5(0.21),O.D.=12(0.47) T.=1.0(0.04)
20	09160-06020	Tray Board Washer	2			I.D.=6.5(0.26),O.D.=13(0.51) T.=1.0(0.04)
21	09308-04003	Antena Cord Hole Gromet	1			I.D.=6.5(0.26),O.D.=20(0.78) T.=1.6(0.06)
22	09448-27001	Glove Boxs Lid Spring	1			
23	01111-06108	Hexagon Bolt	4			
24	01111-06168	Hexagon Bolt	1			
25	02111-04088	Cross Head Screw	1			
26	02111-05088	Cross Head Screw	2			
27	08311-11058	Hexagon Nut	2			
28	08311-11068	Hexagon Nut	1			
29	08321-21048	Lock Washer	1			
30	08321-21058	Lock Washer	2			
31	08321-21068	Lock Washer	2			
32	08322-21048	Flat Washer	1			
33	08322-21058	Flat Washer	2			
34	08322-21068	Flat Washer	5			



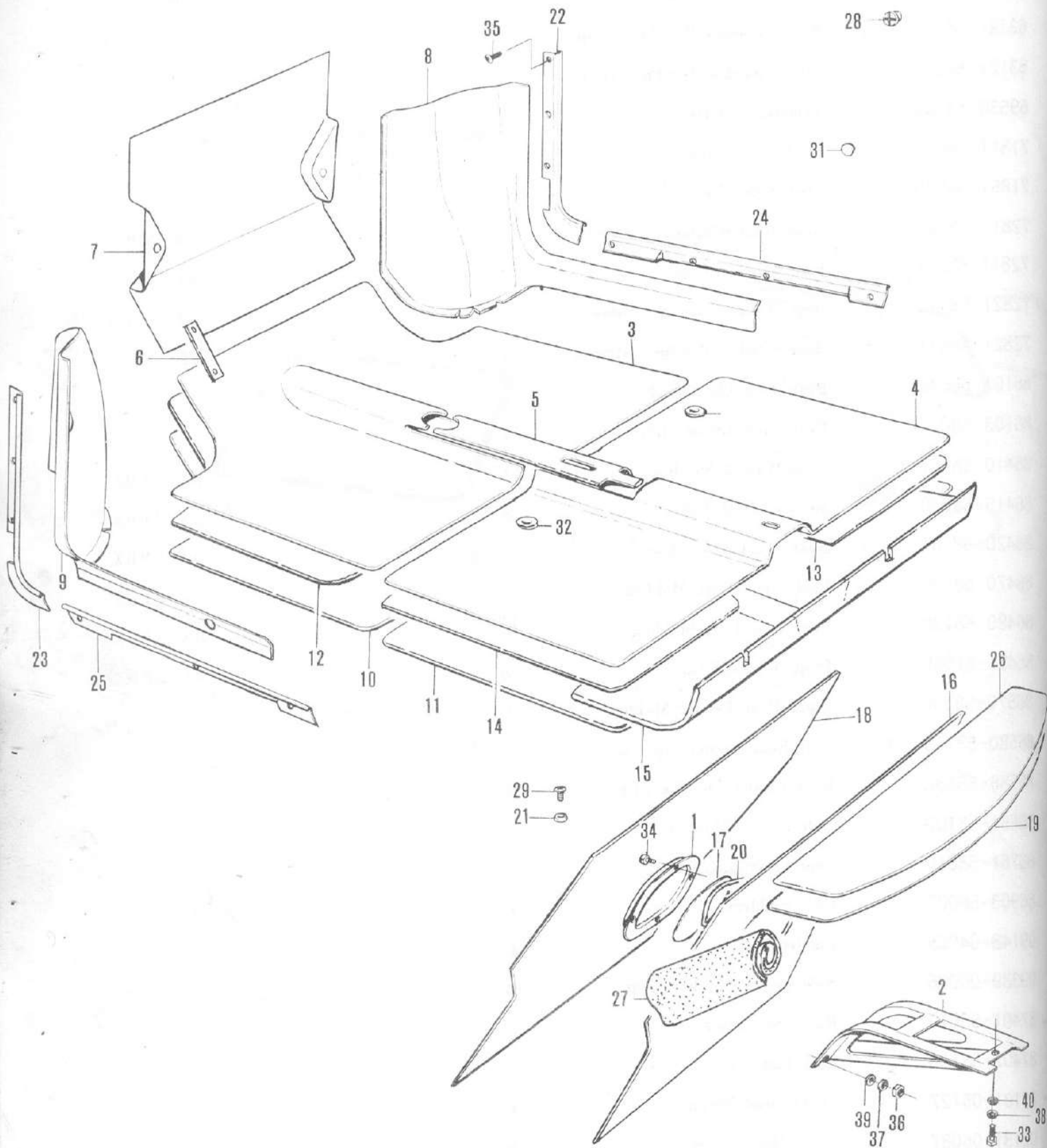
No.	Part No.	Description	Q'ty	F.O.B. Price	Applicable Model	Remarks
1	62300-58106	Instrument Panel Comp.	1			Primary Painted
2	62341-58001	Lower Support	1			
3	62450-58002	Metor Panel Comp.	1			Primary Painted
4	87610-58010	Under Tray Comp.	1			





Q'ty	F.O.B. Price	Applicable Model	Remarks
1			D.X, STD.
63111-58001		Front Window Glass	
1			S.P.D.X.
63111-58301		Front Window Glass	
1			D.X, S.P.D.X.
2		63121-58112	Front Window Weather Strip
1			STD.
63121-58011		Front Window Weather Strip	
2		69530-58000	Ventilator Outlet
1			
4		71811-58000	Roof Head Lining
1			
5		71851-58000	Roof Side Trim
1			
6		72811-58001	Rear Window Glass
1			D.X, STD.
72811-58301		Rear Window Glass	
1			S.P.D.X.
7		72821-58112	Rear Window Weather Strip
1			D.X, S.P.D.X.
72821-58011		Rear Window Weather Strip	
1			STD.
8		86101-58010	Rear View Outside Mirror
2			
9		86103-58010	Rear View Inside Mirror
1			
10		86410-58101	Front Window Molding
1			D.X, S.P.D.X.
11		86415-58000	Molding Joint
8			D.X, S.P.D.X.
12		86420-58101	Rear Window Molding
1			D.X, S.P.D.X.
13		86470-58130	Roof Drip Right Molding
1			D.X, S.P.D.X.
14		86480-58130	Roof Drip Left Molding
1			D.X, S.P.D.X.
15		86491-51030	Drip Molding Clip
18			D.X, S.P.D.X.
16		86570-58130	Right Rear Fender Molding
1			
17		86580-58130	Left Rear Fender Molding
1			
18		86586-58130	Rear Fender Molding Clip
18			
19		86651-58100	Side Lower Molding
2			
20		86761-58010	Rear Quarter Emblem
2			
21		86963-58000	CCI Emblem
1			
22		09148-04005	Emblem Nut
4			
23		09389-00006	Side Lower Molding Clip
10			
24		87401-58010	Right Sun Visor
1			
25		87402-58110	Left Sun Visor
1			
26		02131-05127	Cross Head Screw
4			
27		02131-05087	Cross Head Screw
2			

Floor Mat

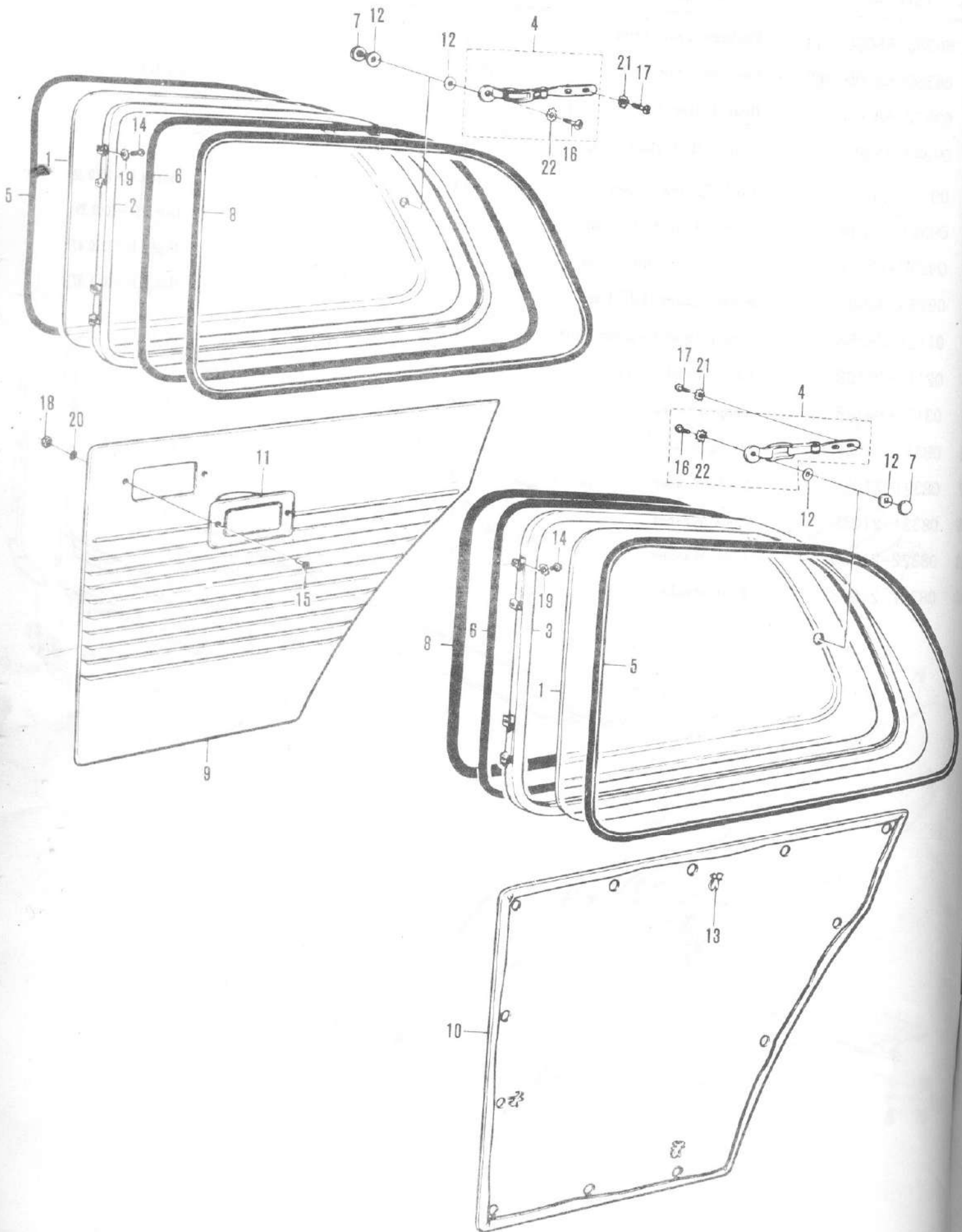


Part No.	Part No.	Description	Q'ty	F.O.B. Price	Applicable Model	Remarks
1	65821-58000	Seervice Lid Panel	1			Primary Painted
2	65830-58000	Package Tray Reinforcement	1			
3	66110-58212-393	Front Floor Mat	1			L.H.D, S.T.D, D.X.
	66110-58211-366	Front Floor Mat	1			L.H.D, S.P.D.X,
	66110-58013-393	Front Floor Mat	1			R.H.D, S.T.D, D.X,
	66110-58342-366	Front Floor Mat	1			R.H.D, S.P.D.X,
4	66140-58012-393	Rear Floor Mat	1			S.T.D, D.X,
	66140-58141-366	Rear Floor Mat	1			S.P.D.X,
5	66150-58012-393	Center Floor Mat	1			S.T.D, D.X,
	66150-58140-366	Center Floor Mat	1			S.P.D.X,
6	66160-58010	Front Floor Mat Holder	2			S.T.D, D.X,
7	66170-58211-314	Dash Boord Trim	1			
8	66180-58210-314	Dash Boord Right Trim	1			
9	66190-58210-314	Dash Boord Left Trim	1			
10	66231-58020	Flont Floor Silencer	2			
11	66233-58020	Rear Floor Silencer	2			
12	66241-58001	Front Floor Silencer Pad	1			
13	66243-58000	Right Silencer Pad	1			
14	66244-58000	Left Silencer Pad	1			
15	66245-58000	Rear Floor Silencer Pad	1			
16	66276-58000	Back Panel Silencer Pad	1			
17	66277-58001	Service Lid Panel Pad	1			
18	66278-58000	Rear Seat Back Board	1			
19	66279-58000	Package Tray Silencer Board	1			
20	66281-58000	Silencer Inner Pad	1			
21	66291-51000	Floor Mat Fitting Hook	13			
22	66351-58101	Upper Scuff Right Cover	1			D.X, S.P.D.X,
23	66352-58101	Upper Scuff Left Cover	1			D.X, S.P.D.X,
24	66353-58101	Lower Scuff Right Cover	1			D.X, S.P.D.X,
25	66354-58101	Lower Scuff Left Cove	1			D.X, S.P.D.X,

Floor Mat

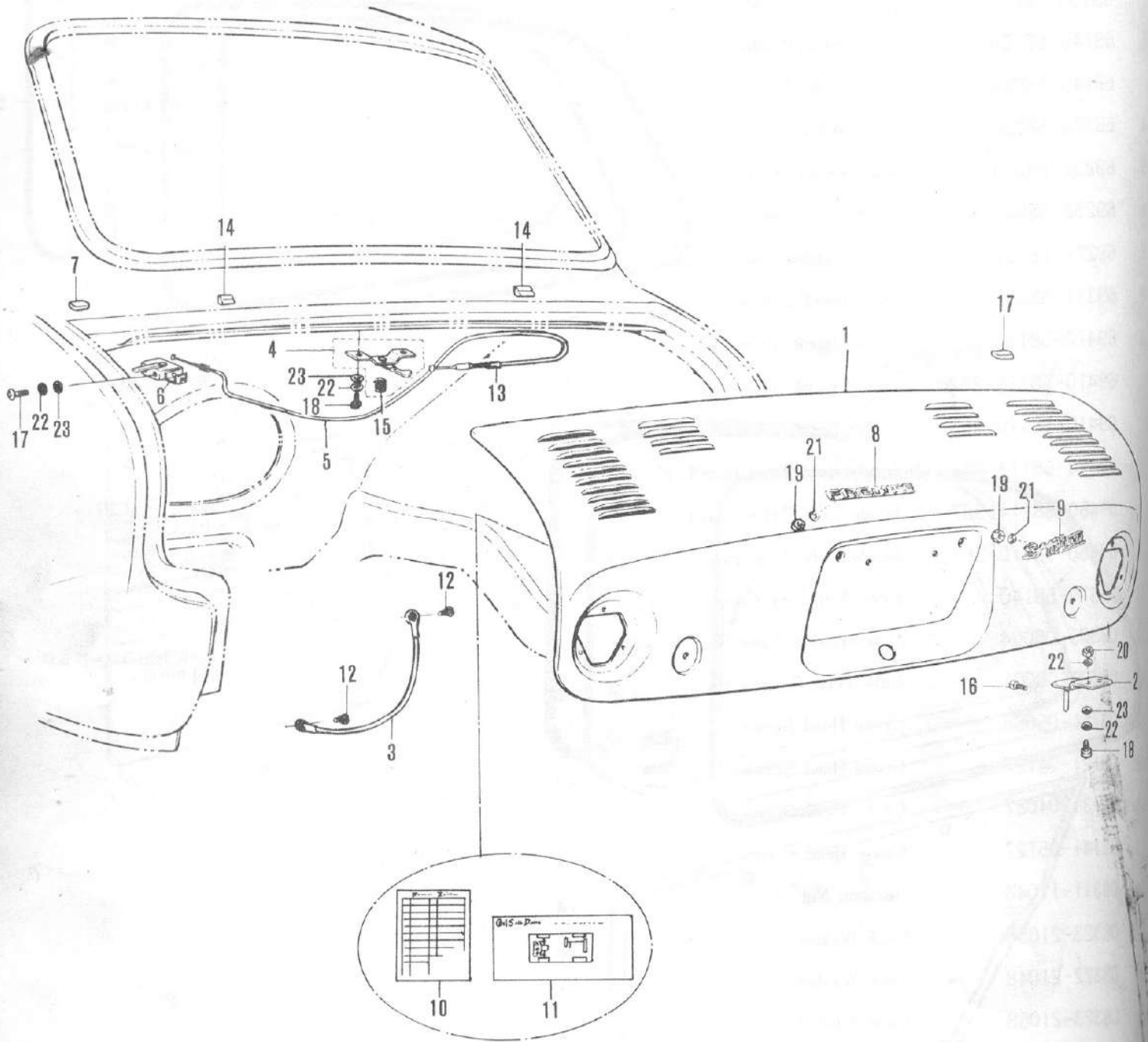
Ref. No.	Part No.	Description	Q'ty	F.O.B. Price	Applicable Model	Remarks
26	66380-58000-344	Package Tray Trim	1			STD,DX.
	66380-58000-367	Package Tray Trim	1			S.P.D.X.
27	69522-58001	Rear Pillar Silencer Pad	1			
28	09248-12002	Safety Belt Hool Plug	8			
29	09126-04001	Hook Fitting Screw	13			4screw,L.=10(0.39)
30	09321-10004	Floor Drain Hole Plug	2			Hole,I.D.=10(0.39)
31	09250-12001	Floor Drain Hole Plug	4			Hole,I.D.=12(0.47)
32	09250-40002	Floor Drain Hole Cap	4			Hole,I.D.=40(1.57)
33	01121-08258	Small Head Hexagon Bolt	1			
34	02111-05108	Cross Head Screw	4			
35	03131-04128	Tapping Screw	12			
36	08311-11068	Hexagon Nut	2			
37	08321-21068	Lock Washer	2			
38	08321-21088	Lock Washer	1			
39	08322-21068	Flat Washer	2			
40	08322-21088	Flat Washer	1			

Side Window-Side Trim Board



No.	Part No.	Description	Q'ty	F.O.B. Price	Applicable Model	Remarks
1	69111-58000	Side Window Glass	2			
	69111-58300	Side Window Glass	2			Tinted Glass
2	69130-58100	Right Side Window Sash	1			
	69130-58000	Right Side Window Sash	1			Primary Painted
3	69140-58100	Left Side Window Sash	1			Chrom-planted
	69140-58000	Left Side Window Sash	1			Primary Painted
4	69170-58020	Side Window Lock	2			Chrom-planted
5	69231-58001	Sash Outer Seal	2			
6	69232-58001	Sash Inner Seal	2			
7	69271-58000	Side Window Lock Cover	2			
8	69311-58000	Side Window Weather Strip	2			
9	69410-58111 ©	Inside Right Trim Board	1			D.X.
	69410-58111-367	Inside Right Trim Board	1			Color No.=344,377 S.P.D.X.
	69410-58110-363	Inside Right Trim Board	1			STD.
10	69450-58111 ©	Inside Left Trim Board	1			D.X.
	69450-58111-367	Inside Left Trim Board	1			Color No.=344,377 S.P.D.X.
	69450-58110-363	Inside Left Trim Board	1			STD.
11	86370-58140	Rear Ach Tray Comp.	2			
12	09305-06004	Side Window Lock Stay Washer	4			I.D.=8(0.31),O.D.=17(0.67) T.=1.0(0.04)
13	09389-00001	Side Trim Board Clip	24			
14	02111-05088	Cross Head Screw	8			
15	02121-04127	Cross Head Screw	4			
16	02131-04087	Cross Head Screw	2			
17	02141-05127	Cross Head Screw	4			
18	08311-11048	Hexagon Nut	4			
19	08323-21058	Lock Washer	8			
20	08322-21048	Lock Washer	4			
21	08323-21058	Lock Washer	4			
22	08323-31048	Lock Washer	2			

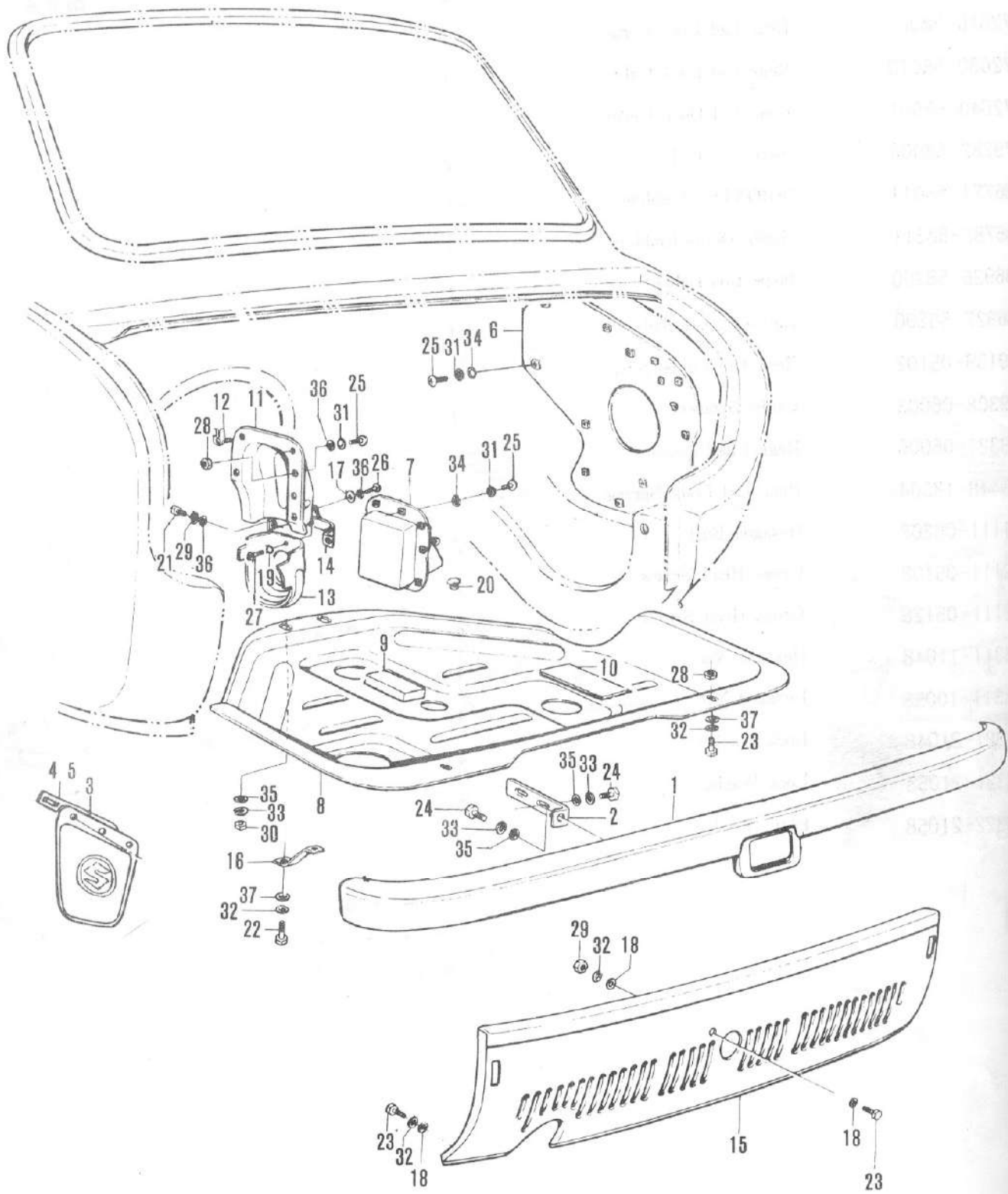
Rear Lid Panel



Rear Lid Panel

Qt. No.	Part No.	Description	Q'ty	F.O.B. Price	Applicable Model	Remarks
1	72400-58002	Rear Lid Panel	1			
2	72510-58000	Rear Lid Hinge	2			Primary Painted
3	72530-58010	Rear Lid Cable	2			
4	72610-58000	Rear Lid Lock Comp.	1			L.=330(12.99)
5	72630-58010	Rear Lid Lock Cable	1			
6	72640-58001	Rear Lid Open Lever	1			
7	79282-58000	Rear Lid Pad	2			
8	86771-55011	"FRONTE" Emblem	1			
9	86782-58311	Super Delux Emblem	1			
10	86926-58200	Inspection Label	1			
11	86927-58200	Lubrication Label	1			
12	09139-05102	Rear Lid Cable Screw	4			
13	09308-06003	Cable Gromet	1			
14	09321-06006	Rear Lid Cushion	2			
15	09448-18004	Rear Lid Lock Spring	1			
16	01111-06208	Hexagon Bolt	2			
17	02111-05108	Cross Head Screw	2			
18	02111-05128	Cross Head Screw	6			
19	08311-11048	Hexagon Nut	4			
20	08311-10058	Hexagon Nut	4			
21	08321-21048	Lock Washer	4			
22	08321-21058	Lock Washer	8			
23	08322-21058	Flat Washer	12			

Rear Bumper-Engine Under Cover

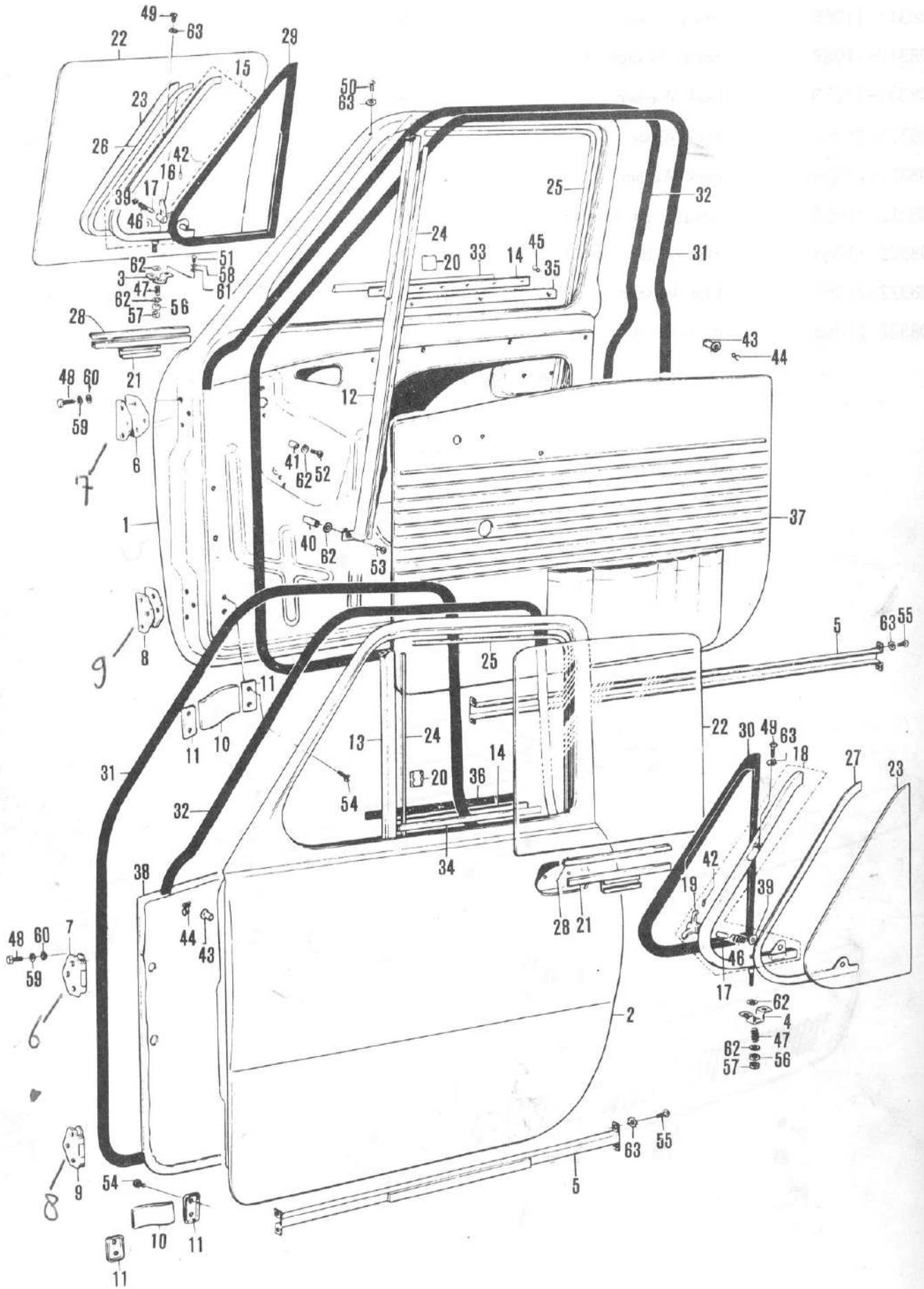


Rear Bumper-Engine Under Cover

Ref. No.	Part No.	Description	Q'ty	F.O.B. Price	Applicable Model	Remarks
1	57500-58102	Rear Bumper Comp.	1			
	57500-58002	Rear Bumper Comp.	1			
2	57541-58000	Rear Bumper Stay	2			
3	57661-58001	Rear Mad Guard	2			
4	57682-58003	Right Mad Guard Plate	1			
5	57683-58002	Left Mad Guard Plate	1			
6	72710-58001	Engine Room Right Panel	1			
7	72720-58001	Engine Room Left Panel	1			
8	72740-58000	Engine Under Cover Panel	1			
9	72748-58000	Differentialcase Protector	2			
10	72749-58000	Crankcase Protector	1			
11	72750-58001	Air Duct Panel	1			
12	72759-58001	Air Duct Clip Bolt	4			
13	72761-58000	Air Duct Boot	1			
14	72760-58001	Air Duct Boot Band	1			Primary Painted
15	72900-58000	Rear Panel Comp.	1			
16	72951-58000	Rear Panel Stay	2			I.D.=5.5(0.21),O.D.=18(0.71) T.=1.0(0.04)
17	09160-05003	Boot Band Washer	1			
18	09160-06019	Rear Panel Washer	4			I.D.=5.5(0.21),O.D.=22(0.86) T.=1.0(0.04)
19	09165-05003	Air Duct Boot Washer	1			
20	09321-05001	Battery Cushion	4			
21	01111-05108	Hexagon Bolt	1			
22	01131-06088	Hexagon Bolt	2			
23	01131-06168	Hexagon Bolt	7			
24	01141-08128	Small Head Hexagon Bolt	6			
25	02111-05108	Cross Head Screw	16			
26	02111-05168	Cross Head Screw	1			
27	02121-05128	Cross Head Screw	1			
28	08311-11058	Hexagon Nut	4			

29	08311-11068	Hexagon Nut	5
30	08312-11088	Small Hexagon Nut	1
31	08321-21058	Lock Washer	16
32	08321-21068	Lock Washer	11
33	08321-21088	Lock Washer	7
34	08322-11058	Small Flat Washer	15
35	08322-11088	Small Flat Washer	7
36	08322-21058	Flat Washer	6
37	08322-21068	Flat Washer	8

Door Window



Door Window

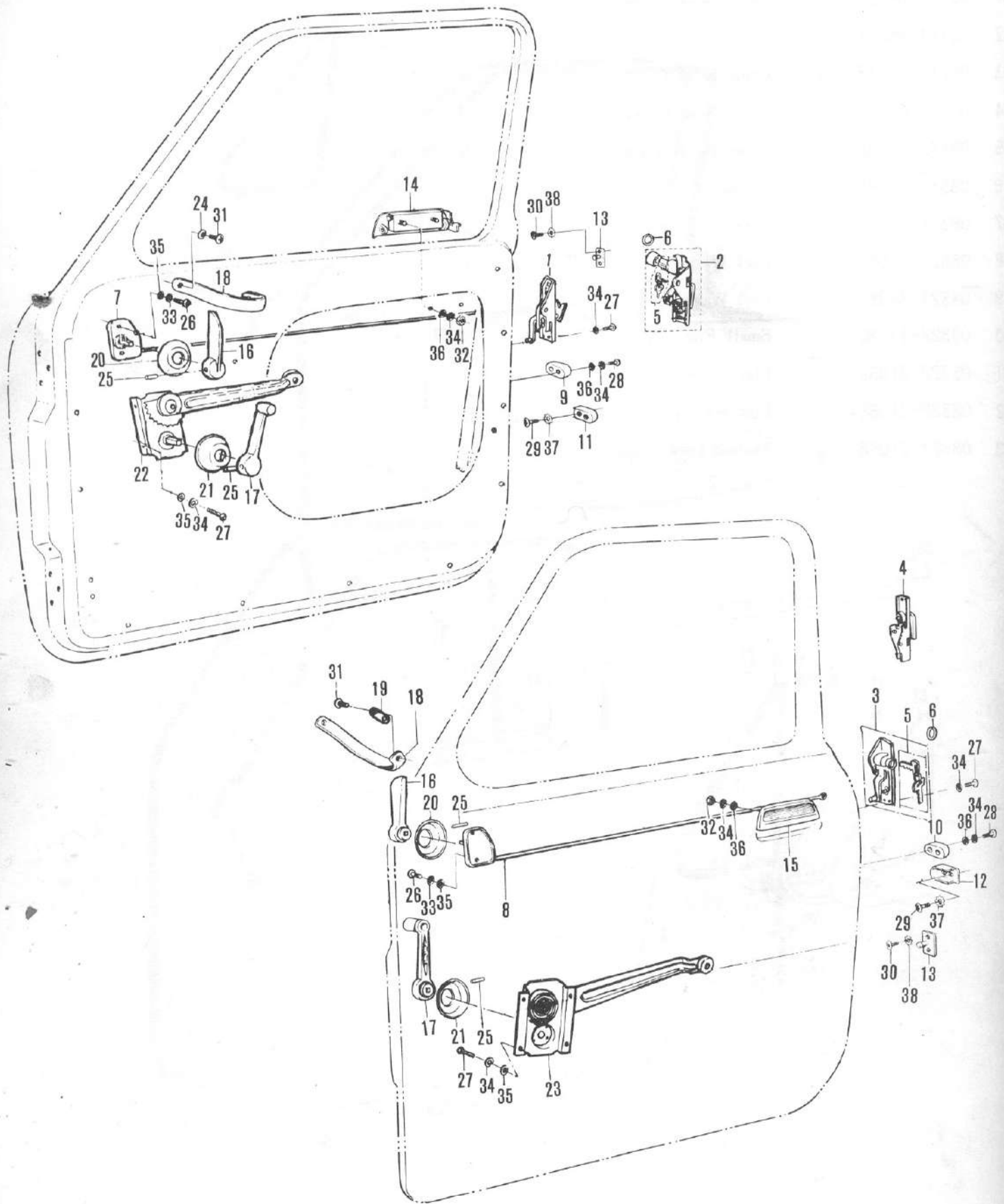
No.	Part No.	Description	Q'ty	F.O.B. Price	Applicable Model	Remarks
1	75001-58200	Right Door Panel Comp.	1			L.H.D
	75001-58003	Right Door Panel Comp.	1			Primary Painted R.H.D
2	75002-58200	Left Door Panel Comp.	1			Primary Painted L.H.D
	75002-58003	Left Door Panel Comp.	1			Primary Painted R.H.D
3	75221-58001	Right Ventilator Bracket	1			Primary Painted
4	75271-58001	Left Ventilator Bracket	1			
5	75370-58001	Door Panel Reinforcement	2			
6	76110-58010	Right Door Upper Hinge	1			
7	76120-58010	Left Door Upper Hinge	1			
8	76130-58010	Right Door Lower Hinge	1			
9	76140-58010	Left Door Lower Hinge	1			
10	76181-58001	Door Open Stopper Band	2			
11	76182-58000	Stopper Band Garnish	4			
12	76510-58023	Right Door Center Sash	1			Primary Painted
13	76530-58023	Left Door Center Sash	1			Primary Painted
14	79631-58000	Dust Seal Plate	2			
15	76710-58103	Right Ventilator Frame	1			
16	76716-51000	Right Ventilator Lock Handle	1			
17	76719-51000	Lock Handle Push Button	2			
18	76730-58103	Left Ventilator Frame	1			
19	76736-51000	Right Ventilator Lock Handle	1			
20	76825-58000	Ventilator Stopper Plate	2			
21	78750-58020	Door Window Glass Channel	2			
22	79111-58000	Door Window Glass	2			D.X,STD
	79111-58300	Door Window Glass	2			Tinted Glass S.P.D.X D.X,STD
23	79121-58000	Door Window Ventilator Glass	2			
	79121-58300	Door Window Ventilator Glass	2			Tinted Glass S.P.D.X
24	79141-58001	Door Window Channel No.1	2			
25	79142-58000	Door Window Channel No.2	2			

P.L.No.	Part No.	Description	Q ty	F.O.B. Price	Applicable
26	79151-58001	Right Ventilator Weather Strip	1		
27	79152-58001	Left Ventilator Weather Strip	1		
28	79154-58001	Door Window Bottom Rubber	2		L.=380(14.96)
29	79161-58001	Right Frame Weather Strip	1		
30	79162-58001	Left Frame Weather Strip	1		
31	79211-58000	Door Opening Weather Strip	2		
32	79231-58000	Door Opening Weather Strip Pad	2		
33	79411-58001	Right Window Outside Dust Seal	1		
34	79421-58001	Left Window Outside Dust Seal	1		
35	79450-58000	Right Inside Scrape Comp.	1		
36	79460-58000	Left Inside Scrape Comp.	1		
37	79710-58112 ©	Right Door Trim Board	1		D.X. Color No.=344,377 S.P.D.X.
	79710-58112-367	Right Door Trim Board	1		
	79710-58011-363	Right Door Trim Board	1		STD.
38	79720-58112 ©	Left Door Trim Board	1		D.X. Color No.=344,377 S.P.D.X.
	79720-58112-367	Left Door Trim Board	1		
	79720-58011-363	Left Door Trim Board	1		STD.
39	09164-13002	Ventilator Lock Handle Washer	2		I.D.=13(0.51),O.D.=18(0.7) T.=0.4(0.015)
40	09180-07003	Door Center Sash Spacer No.1	2		I.D.=7(0.27),O.D.=11(0.4) L.=22.5(0.83)
41	09180-07004	Door Center Sash Spacer No.2	2		I.D.=7(0.27),O.D.=11(0.4) L.=12(0.47)
42	09205-02003	Ventilator Lock Handle Pin	2		O.D.=2.7(0.11)
43	09251-06002	Trim Board Clip Cap	6		
44	09389-00001	Trim Board Clip	24		
45	09389-00003	Window Outside Dust Seal Clip	12		
46	09440-04006	Handle Push Button Spring	2		
47	09440-13002	Ventilator Shaft Spring	2		
48	01341-08258	Small Head Hexagon Bolt	24		
49	02111-05068	Cross Head Screw	4		
50	02111-05088	Cross Head Screw	2		

Ref. No.	Part No.	Description	Q'ty	F.O.B. Price	Applicable Model	Remarks
51	02111-05128	Cross Head Screw	4			
52	02111-05208	Cross Head Screw	2			
53	02111-05358	Cross Head Screw	2			
54	02131-05207	Cross Head Screw	8			
55	02141-05108	Cross Head Screw	8			
56	08311-11068	Hexagon Nut	2			
57	08311-31068	Hexagon Nut	2			
58	08321-21058	Lock Washer	6			
59	08321-31088	Lock Washer	24			
60	08322-11088	Small Flat Washer	24			
61	08322-21058	Flat Washer	4			
62	08322-21068	Flat Washer	6			
63	08323-21058	Toothed Lock Washer	16			



Door Lock-Door Handle



Door Lock-Door Handle

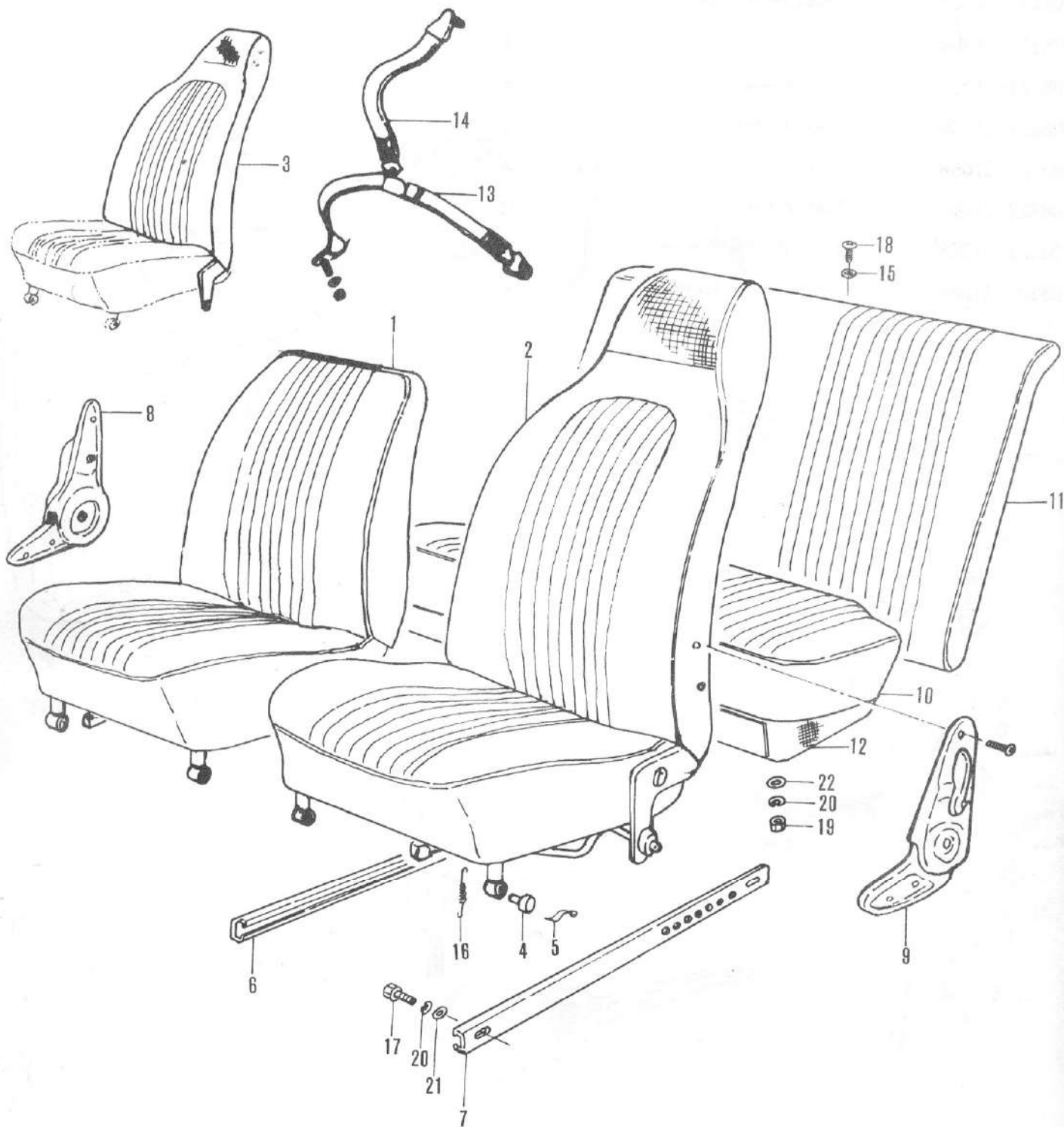
Ref.No.	Part No.	Description	Q'ty	F.O.B. Price	Applicable Model	Remarks
1	77101-52321	Right Door Lock Ass'y	1			
2	77101-51022	Right Door Lock Ass'y	1			R.H.D.
3	77102-52321	Left Door Lock Ass'y	1			
4	77102-51022	Left Door Lock Ass'y	1			R.H.D.
5	77410-51022	Door Lock Key Cylinder Ass'y	1			
6	77481-51000	Door Lock Mold ing	2			
7	77510-58221	Right Remoto Control	1			
	77510-58022	Right Remoto Control	1			R.H.D.
8	77550-58221	Left Remoto Control	1			
	77550-58022	Left Remoto Control	1			R.H.D.
9	77741-52000	Right Door Striker Male	1			
10	77742-52000	Left Door Striker Male	1			
11	77751-52001	Right Door Striker Female	1			
12	77761-52001	Left Door Striker Female	1			
13	77810-51021	Door Lock Check Comp.	2			
14	78110-58050	Right Door Outside Handle	1			
15	78120-58050	Left Door Outside Handle	1			
16	78211-51010	Door Inside Handle	2			
17	78250-51011	Door Window Reguletor Handle	2			
18	78271-58050	Door Inside Pull Handle	2			
19	78281-58000	Pull Handle Washer	2			
20	78451-51000	Door Inside Handle Escutsheon	2			
21	78451-53000	Regulator Handle Escutsheon	2			
22	78501-58020	Right Door Window Regulator	1			
23	78502-58020	Left Door Window Regulator	1			
24	09165-06001	Pull Handle Washer	2			
25	09202-03004	Pull Handle Pin	4			I.D.=6.3(0.25),O.D.=13(0.51)
26	02111-05088	Cross Head Screw	4			O.D.=3.5(0.13)
27	02111-06108	Cross Head Screw	14			
28	02111-06168	Cross Head Screw	4			

Door Lock-Door Handle

I.No.	Part No.	Description	Q'ty	F.O.B. Price	Applicable Model	Remarks
29	02121-06128	Cross Head Screw	4			
30	02121-08128	Cross Head Screw	4			
31	02131-06208	Cross Head Screw	6			
32	08311-11068	Hexagon Nut	4			
33	08321-21058	Lock Washer	4			
34	08321-21068	Lock Washer	22			
35	08322-21058	Flat Washer	4			
36	08322-21068	Flat Washer	10			
37	08323-31068	Toothed Lock Washer	4			
38	08323-31088	Toothed Lock Washer	4			



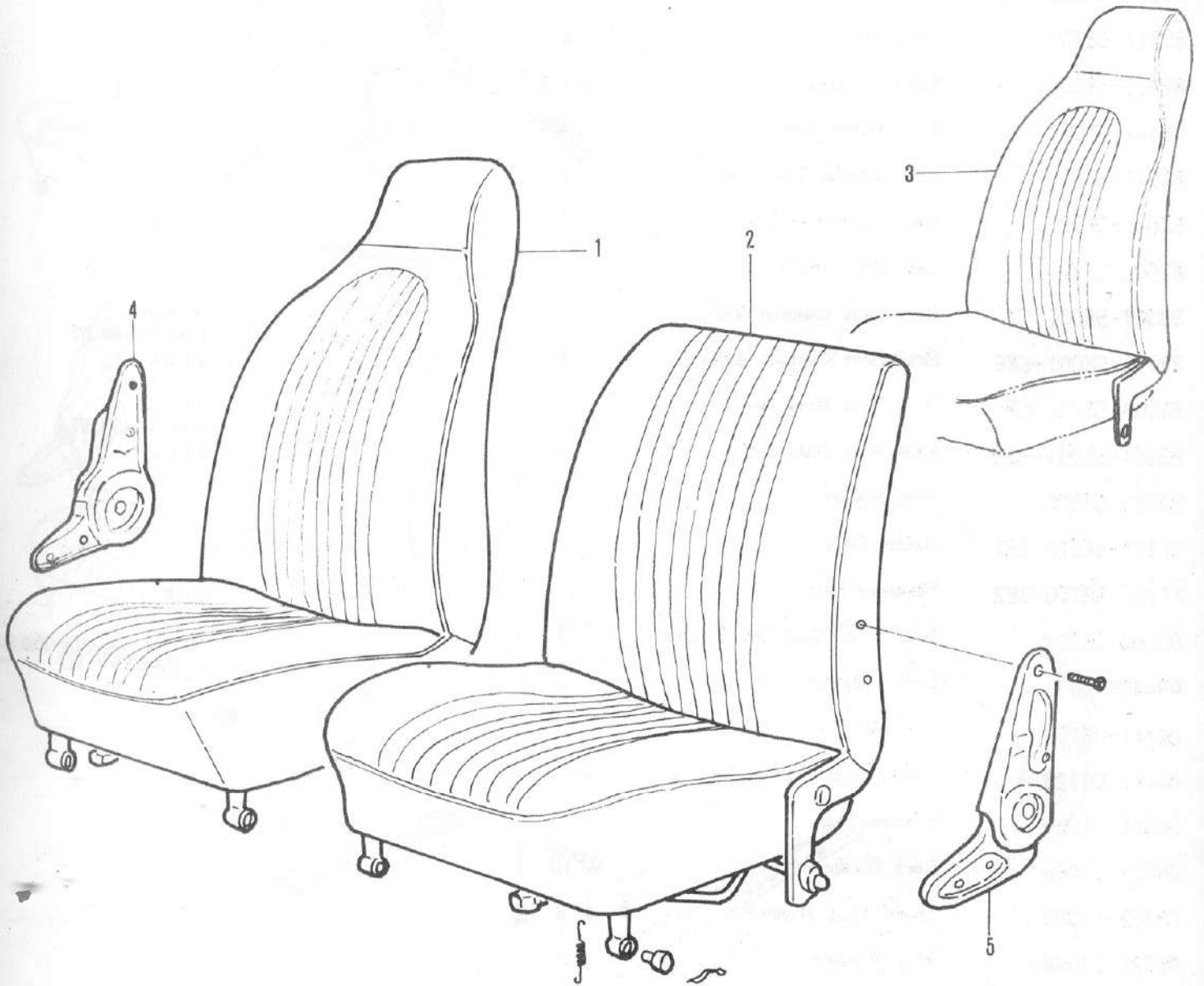
Seat



Seat

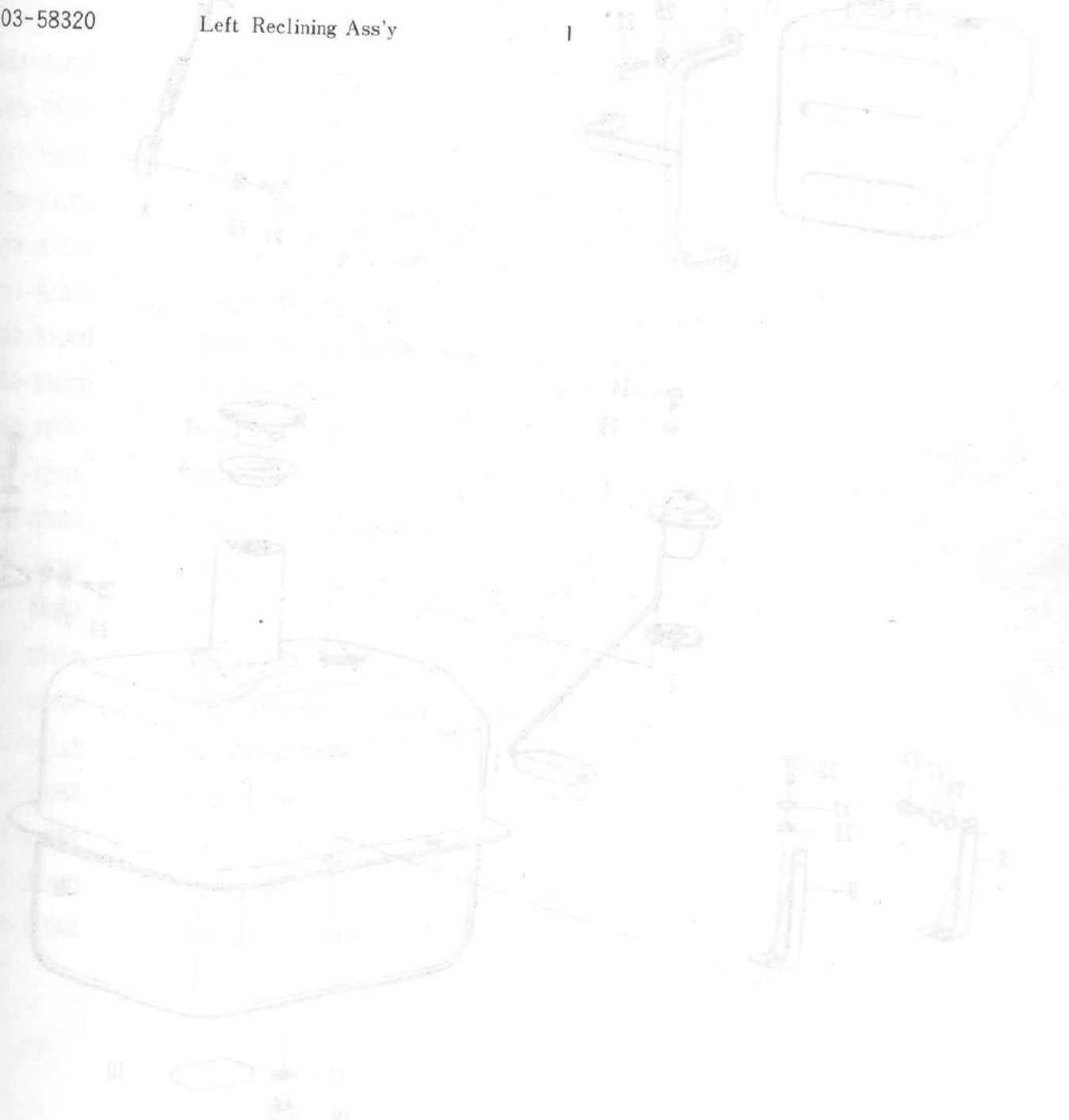
No.	Part No.	Description	Q'ty	F.O.B. Price	Applicable Model	Remarks
1	80001-58220 ◎	Right Front Seat Ass'y	1			D.X,STD. Color No.=688.377
	80001-58600-686	Right Front Seat Ass'y	1			S.P.D.X. Includes Ref.No7
2	80002-58220 ◎	Left Front Seat Ass'y	1			D.X,STD. Color No.=669.668
	80002-58600-686	Left Front Seat Ass'y	1			S.P.D.X. Includes Ref.No.8
3	81004-58022 ◎	Right Front Seat Back Ass'y	1			O.P.T. D.X,STD. Color No.=669.668
	81004-58323-686	Right Front Seat Back Ass'y	1			O.P.T. S.P.D.X.
4	82421-58001	Front Seat Roller	4			
5	82425-58000	Roller Spring	0 ~ 8			
6	82411-58001	Seat Inside Rail	2			
7	82511-58001	Seat Outside Rail	2			
8	82601-58320	Right Reclining Ass'y	1			
9	82603-58320	Left Reclining Ass'y	1			
10	83001-58001 ◎	Rear Seat Cushion Ass'y	1			D.X,STD. Color No.=688.377
	83001-58001-686	Rear Seat Cushion Ass'y	1			S.P.D.X.
11	83004-58001 ◎	Rear Seat Back Ass'y	1			D.X,STD. Color No.=344.377
	83004-58001-686	Rear Seat Back Ass'y	1			S.P.D.X.
12	84220-58000	Seat Pocket	2			
13	87301-58020-382	Safaty Belt	1			
14	87330-58700-382	Shoulder Belt	1			O.P.T.
15	09160-06003	Rear Seat Back Set Washer	3			I.D.=6.7(0.26),O.D.=16(0.63) T.=0.8(0.03)
16	09443-12011	Lever Spring	2			
17	01141-08168	Hexagon Bolt	12			
18	02141-06128	Cross Head Screw	3			
19	08311-11088	Hexagon Nut	2			
20	08321-21068	Lock Washer	10			
21	08322-11088	Small Flat Washer	8			
22	08322-21088	Flat Washer	10			

Seat (R.H.D)



Seat (R. H. D)

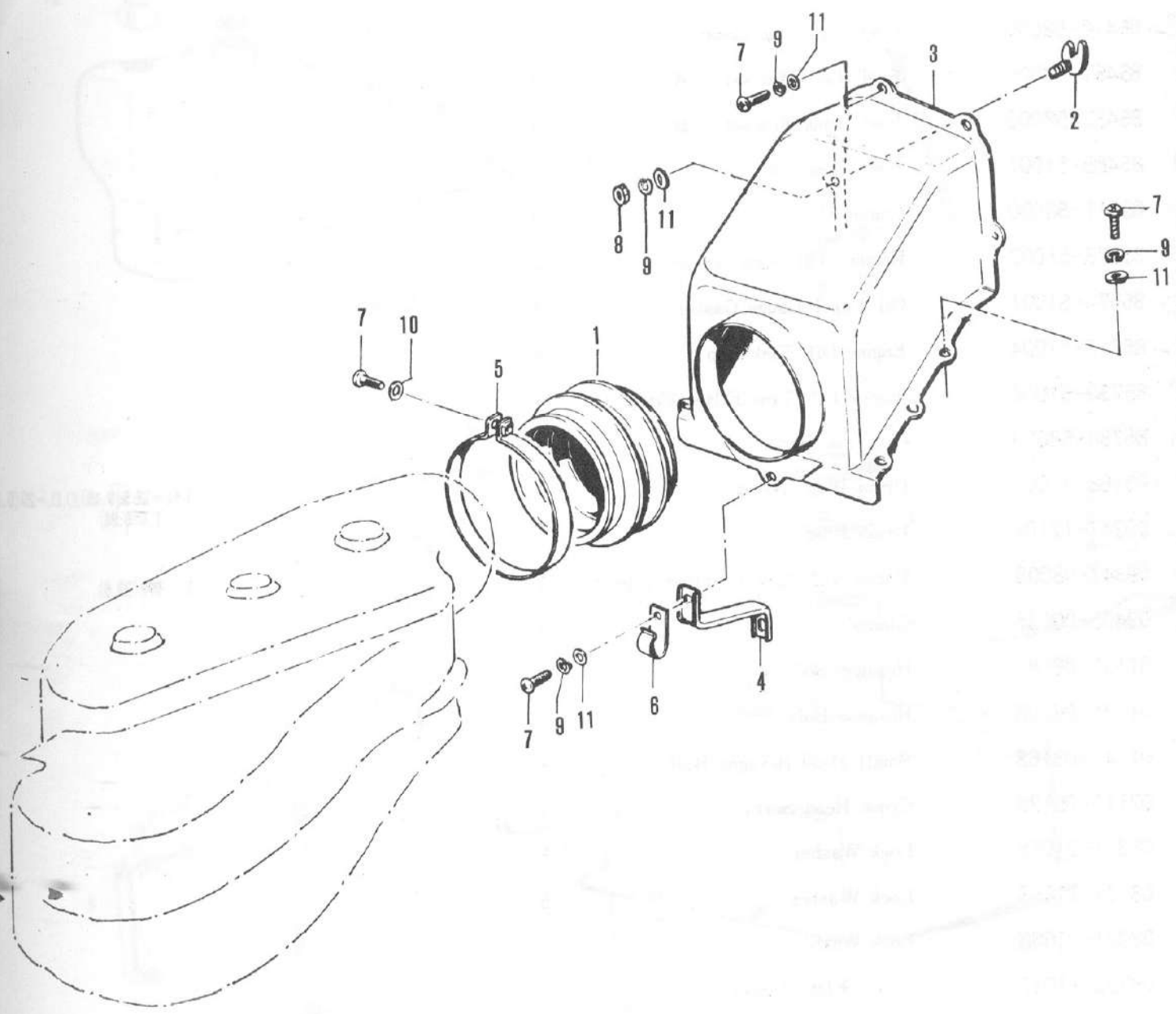
Ref.No.	Part No.	Description	Q'ty	F.O.B. Price	Applicable Model	Remarks
1	80001-58022 ☉	Right Front Seat Ass'y	1			D.X,STD.
	80001-58323-686	Right Front Seat Ass'y	1			Color No.=669,668
2	80002-58022 ☉	Left Front Seat Ass'y	1			S.P.D.X.
	80002-58323-686	Left Front Seat Ass'y	1			Includes Ref.No.4
3	81005-58711 ☉	Left Front Seat Back Ass'y	1			D.X,STD.
	81005-58711-686	Left Front Seat Back Ass'y	1			Color No.=688,377
4	82601-58320	Right Reclining Ass'y	1			S.P.D.X.
5	82603-58320	Left Reclining Ass'y	1			Includes Ref.No.5



Fuel Tank-Oil Tank


Ref.No.	Part No.	Description	Q'ty	F.O.B. Price	Applicable Model	Remarks
1	34810-58010	Fuel Gauge Ass'y	1			
2	34825-51010	Fuel Gauge Gasket	1			
3	34830-52011	Oil Level Gauge Ass'y	1			
4	44248-11000	Fuel Tank Cap Gasket	1			
5	57210-58000	Spere Tire Holder	1			
6	85100-58001	Fuel Tank Comp.	1			
7	85410-58000	Fuel Tank Cap Comp.	1			
8	85481-58000	Fuel Tank Bracket (A)	1			
9	85482-58000	Fuel Tank Bracket (B)	1			
10	85485-51001	Fuel Tank Pad	1			
11	85511-58000	Engine Oil Tank	1			
12	85673-51000	Engine Oil Tank Gasket	1			
13	85674-51001	Oil Level Gauge Gasket	1			
14	85711-51004	Engine Oil Tank Cap	1			
15	85730-51000	Engine Oil Tank Filter Comp.	1			
16	85780-58000	Oil Tank Band	1			
17	09168-12001	Drain Plug Gasket	1			I.D.=12.5(0.49),O.D.=20(0.78) T.=1.0(0.04)
18	09247-12101	Drain Plug	1			
19	09343-08003	Engine Oil Tank Breather Pipe	1			L.=600(23.6)
20	09403-00036	Clamp	1			
21	01131-06088	Hexagon Bolt	1			
22	01131-06208	Hexagon Bolt	3			
23	01141-08168	Small Head Hexagon Bolt	8			
24	02111-05128	Cross Head Screw	5			
25	08321-21058	Lock Washer	5			
26	08321-21068	Lock Washer	5			
27	08321-21088	Lock Washer	8			
28	08322-11088	Small Flat Washer	8			

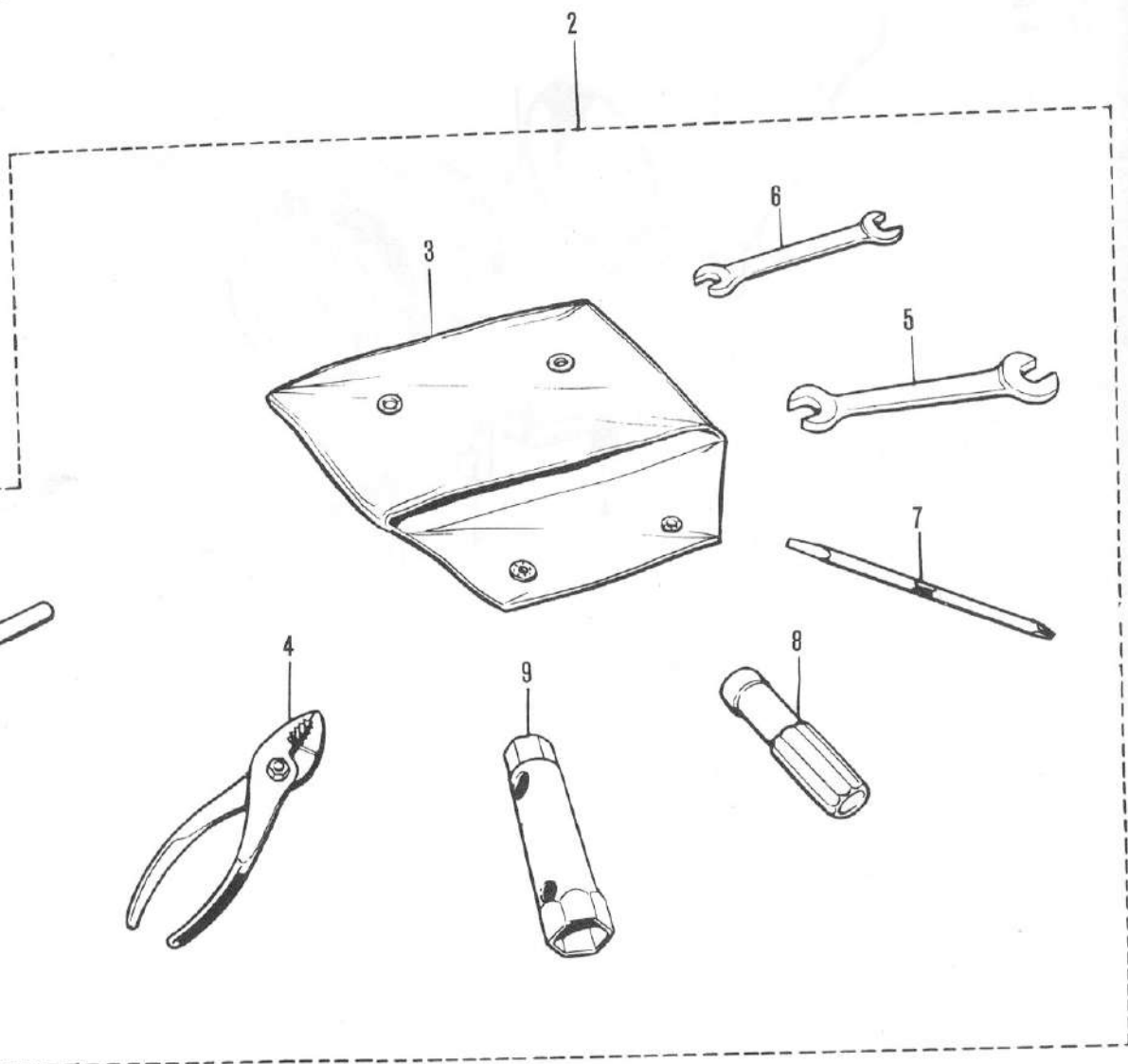
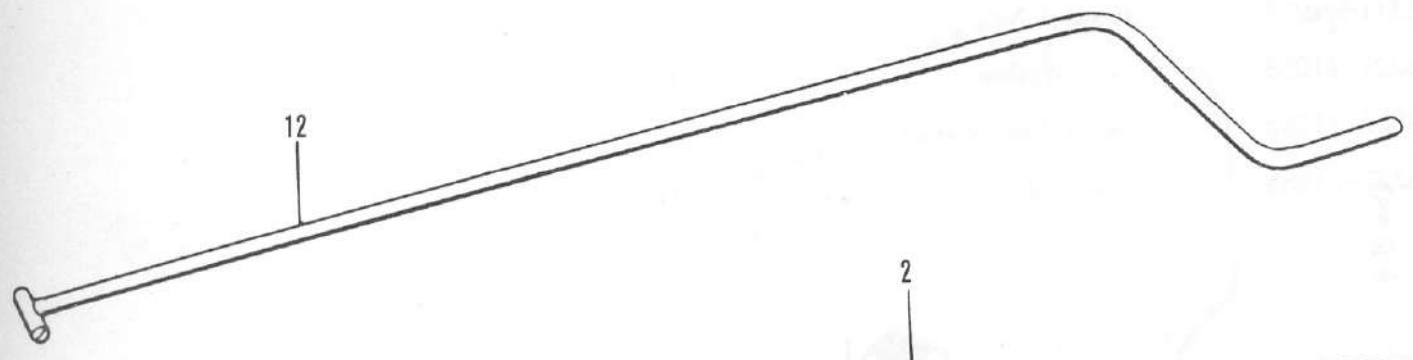
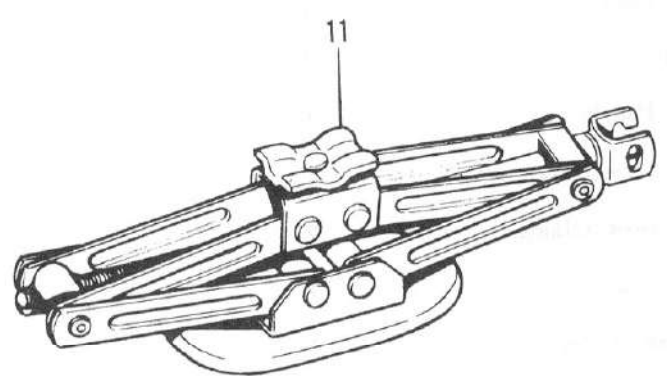
Air Duct Panel



Air Duct Panel

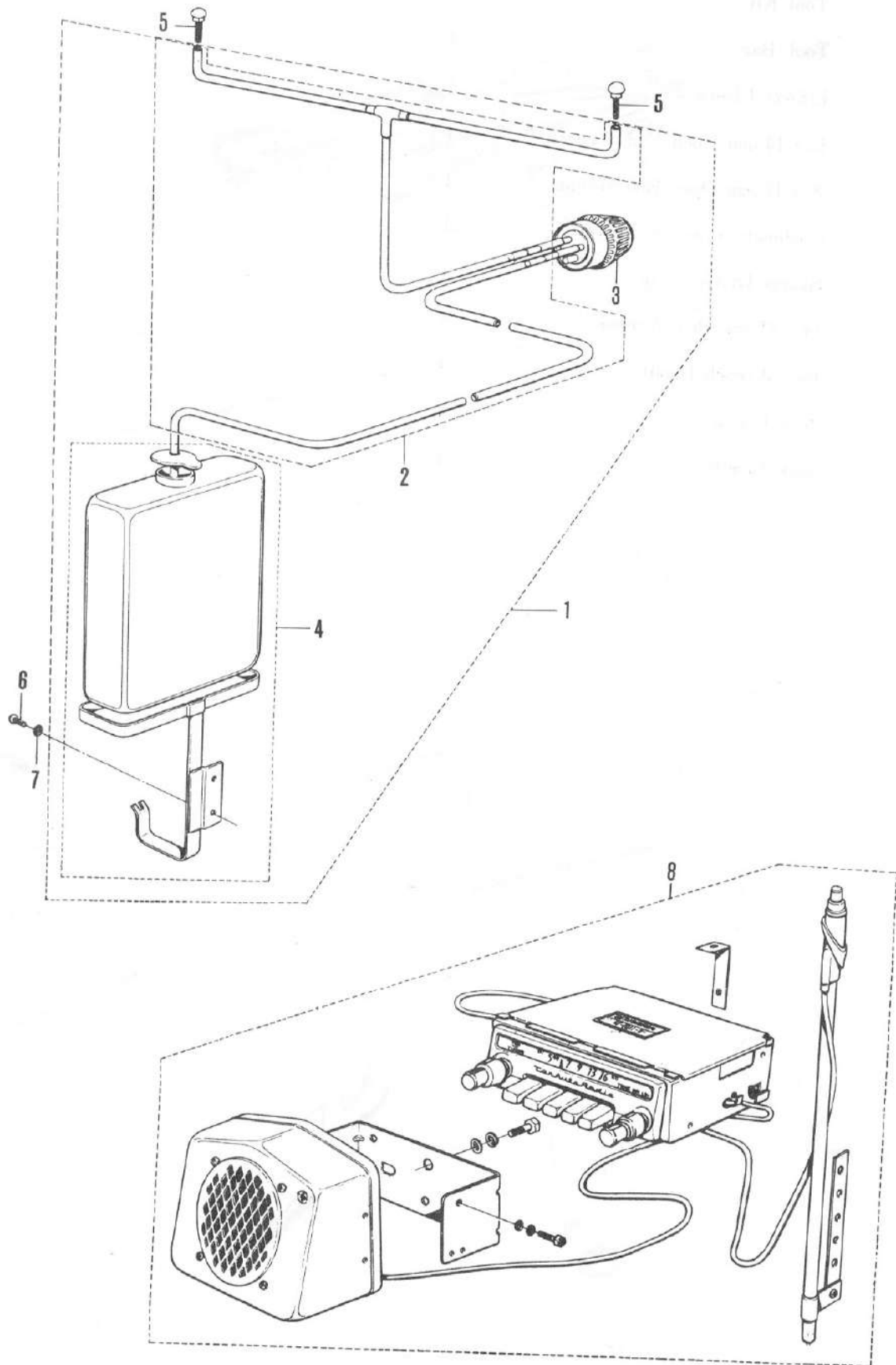
Ref. No.	Part No.	Description	Q'ty	F.O.B. Price	Applicable Model	Remarks
1	72717-58000	Air Duct Boot	1			
2	72759-58001	Clip Bolt	1			
3	72770-58001	Air Duct Panel	1			
4	72777-58000	Air Duct Panel Stay	1			
5	09402-00158	Air Duct Boot Clamp	2			
6	09403-00010	Oil Pipe Clamp	1			
7	02111-05168	Cross Head Screw	1			
8	08311-11058	Hexagon Nut	1			
9	08321-21058	Lock Washer	11			
10	08322-11058	Small Flat Washer	4			
11	08322-21058	Flat Washer	11			





Ref. No.	Part No.	Description	Q'ty	F.O.B. Price	Applicable Model	Remarks
1	09462-00017	Tool Kit Holding Band	1			
2	09800-00122	Tool Kit	1			
3	09811-00121	Tool Bag	1			
4	09812-00001	135mm Pliers	1			
5	09813-00014	12×14 mm Open End Wrench	1			
6	09813-00117	8×10 mm Open End Wrench	1			
7	09814-00001	Combination Screw Driver	1			
8	09814-00007	Screw Driver Grip	1			
9	09816-00015	14×21 mm Box Wrench	1			
10	09816-00016	Box Wrench Handle	1			
11	09824-00006	Jack Comp.	1			
12	09824-00007	Jack Handle	1			

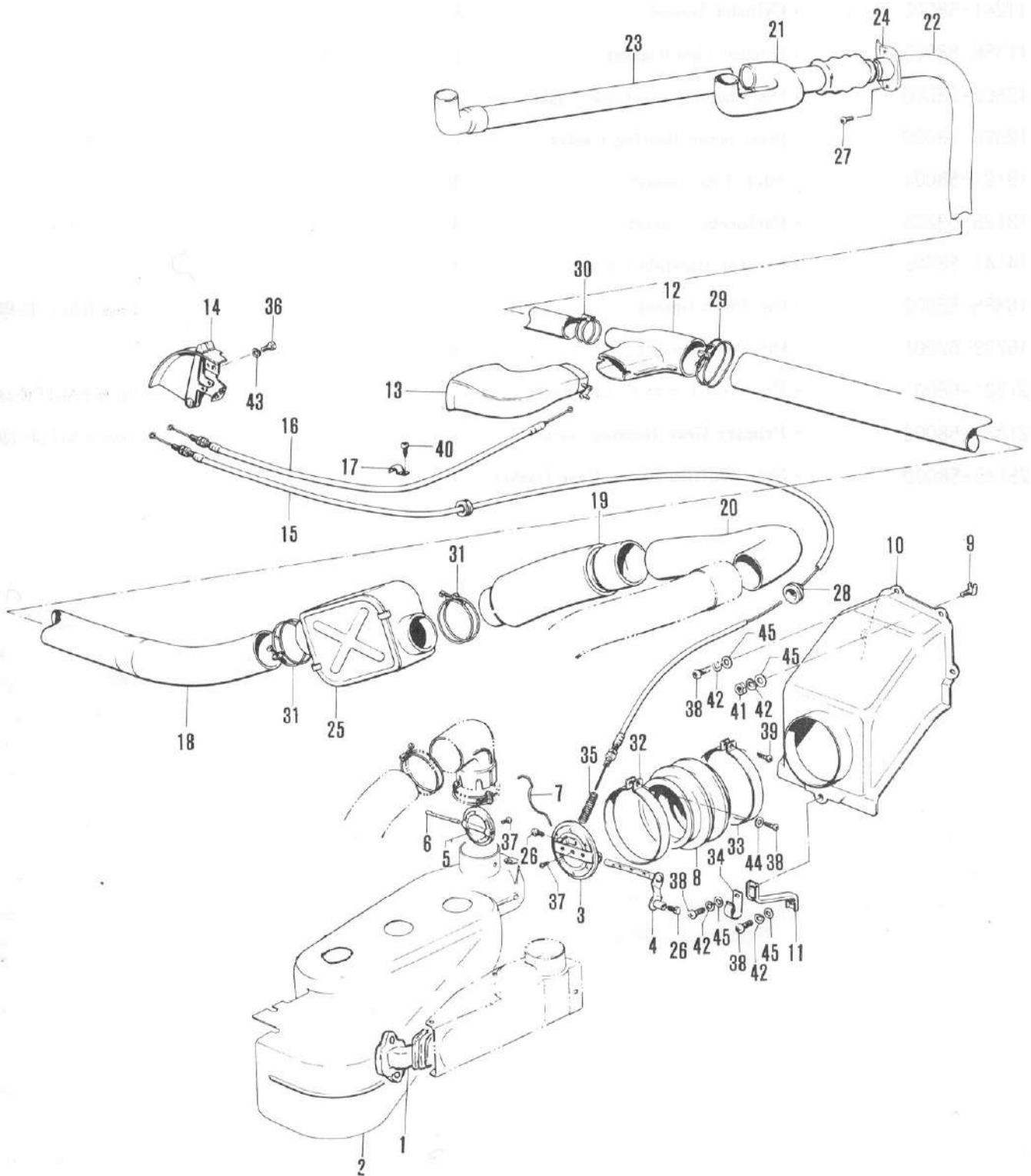




Part No.	Description	Q'ty	F.O.B. Price	Applicable Model	Remarks
8400-58111	Window Washer Ass'y	1			
8400-58817	Pipe Set	1			
8440-58111	Washer Pump Ass'y	1			
8450-58822	Washer Tank Set	1			
8480-58110	Washer Nozzle	2			
02111-06128	Cross Head Screw	2			
08321-21068	Lock Washer	2			S.P.D.X.
39100-58312	Radio Ass'y	1			

Part No.	Description	Q'ty	F.O.B. Price	Applicable Model
10001-58803	Engine Repairing Gasket Set	1		
11141-58000	• Cylinder Head Gasket	3		
11241-58000	• Cylinder Gasket	3		
11356-58000	• Dynamo Case Gasket	1		
12562-58000	• Distributor Gear Case Gasket	1		
12576-58000	• Distributor Bearing Gasket	1		
13121-58000	• Inlet Pipe Gasket	3		
13125-09204	• Carburetor Gasket	5		
14141-58000	• Exhaust Manifold Gasket	3		
16385-55000	• Oil Pump Gasket	1		From B.No.LC10-83812
16732-52001	• Oil Pump Gasket	2		
21331-58001	• Primary Gear Housing Gasket	1		Up to B.No.LC10-83811
21331-58002	• Primary Gear Housing Gasket	1		From B.No.LC10-83812
25185-58000	• Gear Shifting Lever Case Gasket	1		

Heater Hose

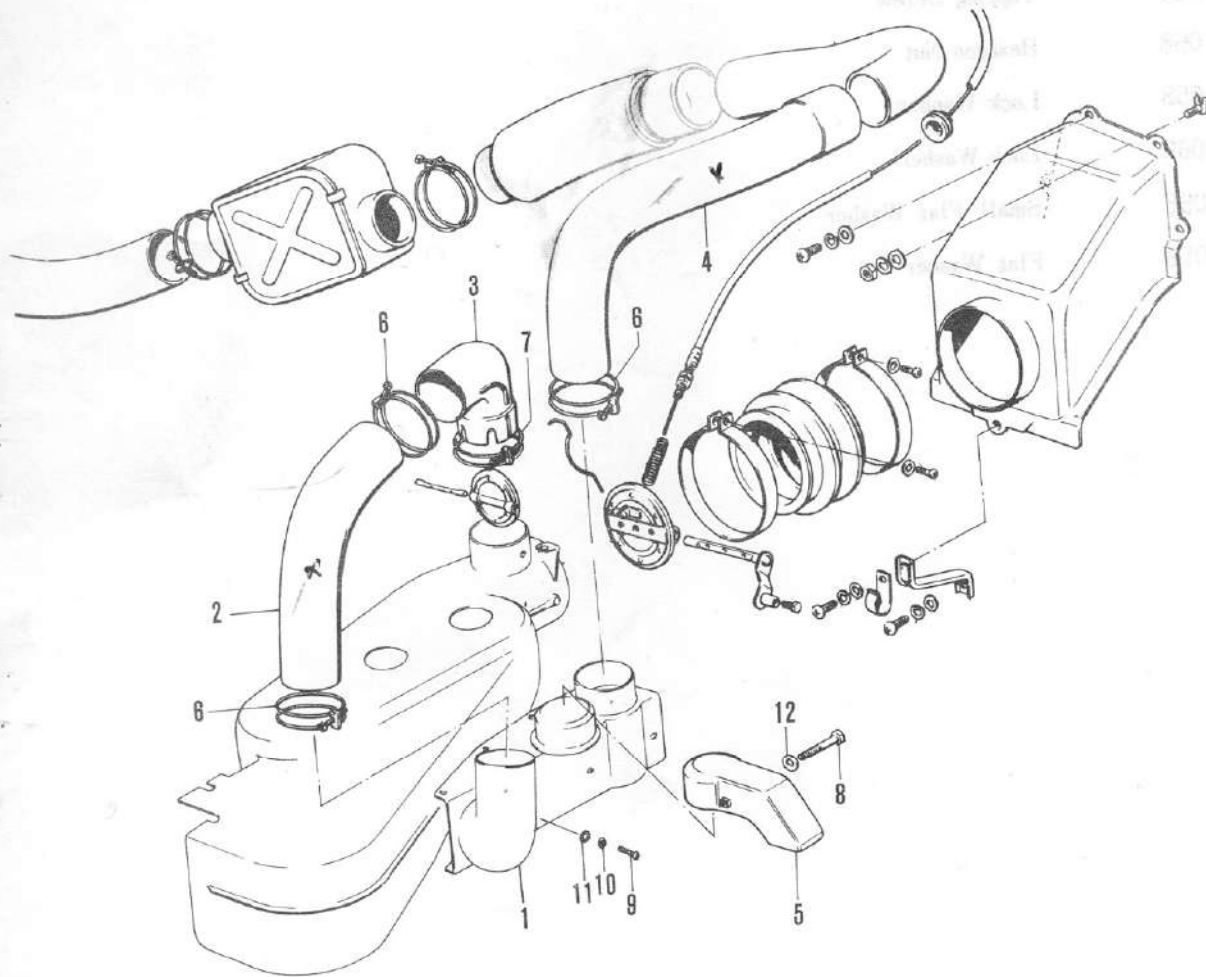


Sl. No.	Part No.	Description	Q'ty	F.O.B. Price	Applicable Model
1	14111-58001	Exhaust Manifold	1		
2	17260-58001	Fan Case Comp.	1		
3	17310-58000	Butterfly Comp. No. 1	1		O.D.=110(4.33)
4	17320-58000	Butterfly Shaft No. 1	1		
5	17330-58000	Butterfly Comp. No. 2	1		O.D.=72(2.83)
6	17341-58000	Butterfly Shaft No. 2	1		
7	17351-58000	Butterfly Rod	1		
8	72717-58000	Hot Air Duct Boot	1		
9	72759-58001	Air Duct Panel Bolt	1		
10	72770-58001	Hot Air Duct Panel	1		
11	72777-58000	Air Duct Panel Stay	1		
12	88330-58000	Diffuser Box Inlet	1		
13	88340-58032	Diffuser Box Outlet	1		
14	88520-58002	Car Heater Lever Comp.	1		
15	88551-58011	Car Heater Lever Wire	1		
16	88553-58012	Defroster Lever Wire	1		
17	88558-58001	Wire Fitting Plate	1		
18	88621-58051	Heater Changer Duct No. 1	1		L.=740(29.13)
19	88622-58051	Heater Changer Duct No. 2	1		L.=210(8.27)
20	88623-58051	Heater Changer Duct No. 3	1		L.=290(11.41)
21	88640-58700	Defroster Joint Hose	1		
22	88641-58051	Diffuser Box Duct No. 1	1		L.=700(27.55)
23	88670-58702	Left Defroster Hose	1		L.=360(14.17)
24	88681-58001	Diffuser Box Duct Cover	1		
25	88730-58010	Silencer Ass'y	1		
26	09128-04001	Heater Wire Bolt	2		4screw, L.=8(0.31)
27	09132-04001	Cover Screw	2		
28	09308-11002	Heater Wire Grommet	1		
29	09400-00015	Clamp A.	1		
30	09400-00017	Clamp B.	1		I.D.=47(1.85)

Heater Hose

Ref. No.	Part No.	Description	Q'ty	F.O.B. Price	Applicable Model	Remarks
31	09400-00018	Clamp C.	2			I.D.=83(3.26)
32	09402-00158	Boot Clamp No. 1	1			
33	09402-00183	Boot Clamp No. 2	1			
34	09403-00010	Oil Pipe Clamp	1			
35	09440-05012	Wire Return Spring	1			
36	01131-06128	Hexagon Bolt	1			
37	02111-03068	Cross Head Screw	5			
38	02111-05168	Cross Head Screw	6			
39	02111-05258	Cross Head Screw	1			
40	03111-05128	Tapping Screw	1			
41	08311-11058	Hexagon Nut	1			
42	08321-21058	Lock Washer	6			
43	08321-21068	Lock Washer	1			
44	08322-11058	Small Flat Washer	2			
45	08322-21058	Flat Washer	6			

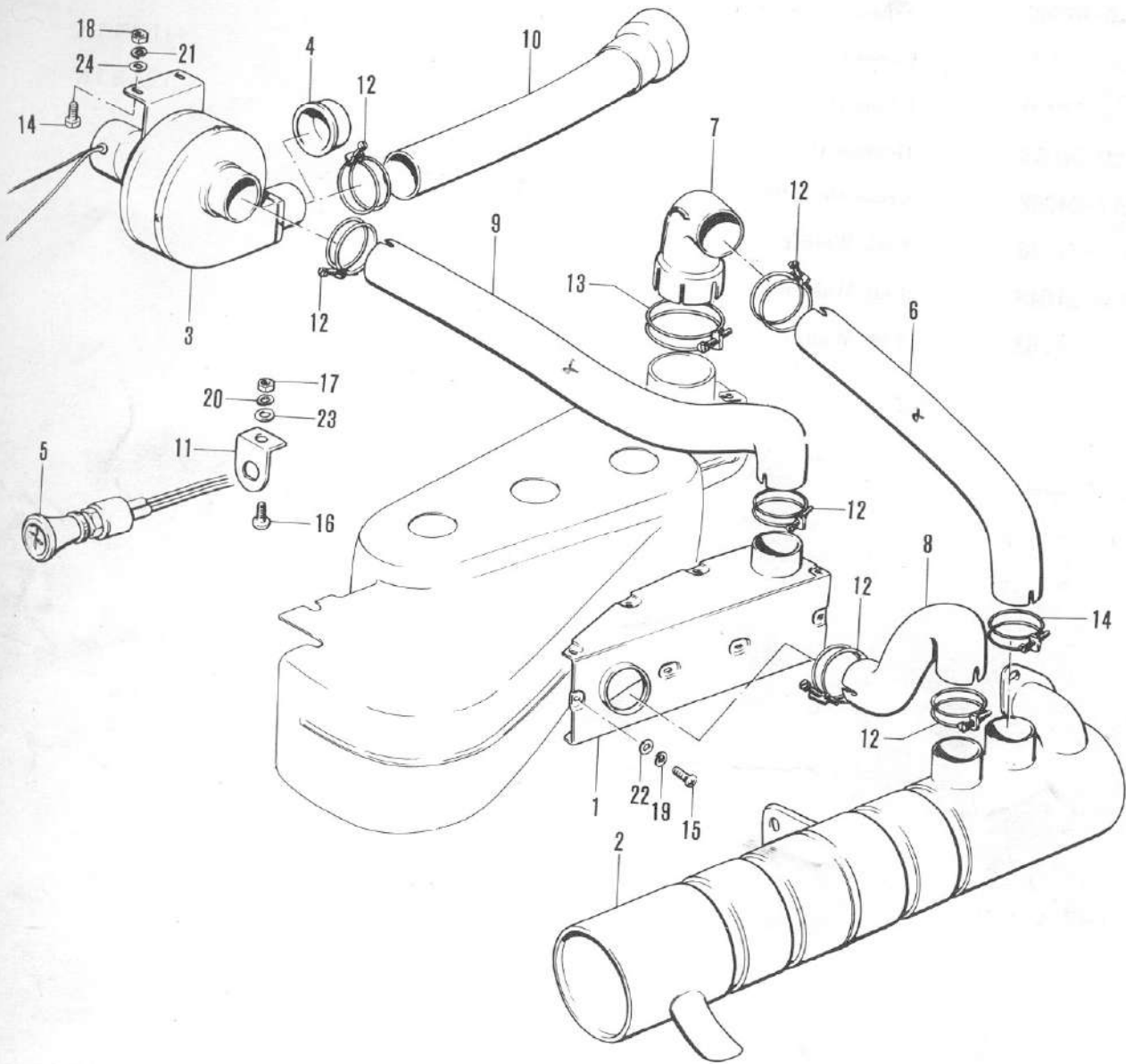
Car Heater No. 1



Car Heater No. 1

Ref. No.	Part No.	Description	Q'ty	F.O.B. Price	Applicable Model	Remarks
1	14120-58002	Exhaust Manifold Cover	1			
2	88611-58060 ✓	Heater Hose No. 1	1			L.=350 (13.77)
3	88612-58001 ✓	Heater Hose No. 1 Joint	1			
4	88613-58060 ✓	Heater Hose No. 2	1			L.=485 (19.29)
5	88740-58000	Exhaust Cover Cap	1			
6	09400-00018	Clamp C.	3			I.D.=83 (3.26)
7	09400-00019	Clamp D.	1			I.D.=78 (3.07)
8	09100-06053	Hexagon Bolt	1			
9	02111-04088	Cross Head Screw	13			
10	08321-21048	Lock Washer	13			
11	08322-21048	Flat Washer	13			
12	08322-21068	Flat Washer	1			

Car Heater No. 2



C10

Car Heater No. 2

Ref. No.	Part No.	Description	Q'ty	F.O.B. Price	Applicable Model	Remarks
1	14120-58001	Exhaust Manifold Cover	1			
2	14300-58701	Muffler Comp.	1			
3	*88210-58701	Blower Comp.	1			
4	88265-58700	Blower Casing Cap	1			
5	*88510-58701	Blower Swich	1			
6	~88611-58701	Heater Hose No. 1	1			L.=450 (17.71)
7	88612-58401	Heater Hose Joint	1			
8	88612-58700	Heater Hose No. 2	1			L.=290 (11.41)
9	~88613-58701	Heater Hose No. 3	1			L.=495 (19.29)
10	88631-58701	Heater Blower Hose	1			L.=350 (13.77)
11	88851-58701	Blower Swich Bracket	1			
12	09400-00016	Clamp	7			I.D.=58 (2.28)
13	09400-00019	Clamp	1			I.D.=78 (3.07)
14	01131-06458	Hexagon Bolt	2			
15	02111-04088	Cross Head Screw	13			
16	02111-05168	Cross Head Screw	1			
17	08311-11058	Hexagon Nut	1			
18	08311-11068	Hexagon Nut	2			
19	08321-21048	Lock Washer	13			
20	08321-21058	Lock Washer	1			
21	08321-21068	Lock Washer	2			
22	08322-21048	Flat Washer	13			
23	08322-21058	Flat Washer	1			
24	08322-21068	Flat Washer	2			

SUZUKI MOTOR CO., LTD.

Head Office P.O.Box 116.Hamamatsu Japan

SUZUKI FRONTE LC10 PARTS CATALOGUE

Editor:SUZUKI MOTOR Co.,LTD.
Export parts section

Reprint Prohibited